

Finsa Design

Finsa Design

Finsa

At Finsa we have been dedicated to industrial wood processing for almost a century, designing and manufacturing decorative and technical solutions for your spaces.

We work daily to meet the needs of the interior design and habitat sector by manufacturing and transforming products derived from wood and solid wood processing. This is a transformation process whereby wood does not lose its qualities, but rather gains greater efficiency through an industrial process based on the circular economy system.

Finsa has design in its DNA - not only as a fundamental part of the creation of its products, but also as one of its strong points of brand identity. This tool seeks to become an inspirational guide, advancing the basic lines that will guide the design and materials that will be part of the spaces we will inhabit in the coming years.

We invite you to connect with Finsa

1

Introduction

Sustainability
Connect with Finsa
CMF

2

Inspiration

Natural Sanctuary
Smart Creativity
Soft Tech
Nostalgic Future

3

Materials

D Decorative surfaces
N Natural decorative surfaces
T Textured panels
P Decorative panels



Introduction

1.1 Sustainability


1.2 Connect with Finsa

1.3 CMF Colour
Material
Finish

1.1

Sustainability

At Finsa we work to maintain and develop circularity in our processes and products.



Certifications



Environmental Product Declaration

Document that communicates the environmental impact of a material during its life cycle, from the raw material extraction process, transport to the manufacturing plant and product manufacturing process.



Cradle to cradle

Multi-attribute certification, directly linked to Sustainable Development Goals (SDGs), demonstrating that a product is safe and circular.



Product Transparency — Declare

Voluntary disclosure program that makes product ingredients 99.9% explicit. The Declare seal aims to transform the building materials industry, aiming for healthier products through transparency.



HPD Health Product Declaration

A Health Product Declaration (HPD) is a document shared by manufacturers to disclose a product's ingredients and associated health hazards.



The Material Health Certificate

This is a materials analysis based on the Cradle to Cradle standard health assessment methodology. This certification seeks to promote healthier and safer products.



Ecolabel

Voluntary seal of environmental excellence for products or services, created by the European Union in 1992. It ensures that high ecological standards are met throughout the life cycle. Our laminate flooring is currently certified.



Forestry Certifications

PEFC

PEFC chain-of-custody certification provides a verified and independent guarantee that products with the PEFC label contain certified forest material from sustainably managed forests.



FSC®

We have implemented a PEFC/FSC® chain of custody certification system that allows us to supply certified wood products to customers which are 100% recyclable and contribute greatly to the fight against climate change. This forestry certification promotes certified wood, and to this end we certify our farms and help our suppliers achieve certification.



EUTR

As a sign of transparency, we voluntarily certify compliance with EU regulation 995/2010 regarding the legal origin of wood.



ISO 38200

This is an internationally recognised standard for the transmission of information along the supply chain of wood and wood-derived products.

Sustainable building certifications


BREEAM & LEED GREEN, WELL and LBC

Our wood solutions help meet the requirements of sustainable building certifications. Furthermore, our products are validated by Green Building Council España and can be queried on their Materials Platform.

BREEAM® LEED



Connect with Finsa



Finsa.com:
new website with
a renewed look and feel

With an easy-to-navigate structure, it allows you to easily, quickly and intuitively find the required information. We have created new functions whereby we present all our products and services, not to mention Finsa Solutions — a platform that will allow you to make decisions faster, bring your ideas to life judiciously and request samples of various designs and baseboards, all with a click of the mouse.

Finsa room simulator:
compare and choose
to your liking

Making interior design decisions and advising your clients on trends has never been easier: compare different designs from our range on your screen in the Finsa Room Simulator.

How does our Room Simulator work? Thanks to the "Comparison" mode, you can display two designs in the same room configuration at the same time. The detailed view allows you to see the effect of the design on the corresponding finish. Do you need to use and share those results outside our digital generator? You can create a report with all the details of the materials sampled for each render.

Sample service:
as and when you want

Seeing is better than imagining. We can provide you with our general decorative promotool to help you discover the wide variety of our decorative surfaces. And if you want more detail to help make the final decision, our Sample Department can provide samples in DIN A4 format.

**Technical
Consulting Support:**
we are part of your team

Finsa's Technical Consulting team is made up of professionals with extensive experience in the area of architecture and (interior) design projects. Their job will be to accompany you during your projects to advise you on wood solutions. We can offer recommendations regarding partners who can support the execution of the work, such as specialised distributors, industrialists and installers. In addition, we work on portfolios and other tools where we compile projects that use our materials to show the applied product and inspire you in your own work.

1.3.2

Material

This grid displays 20 material samples in circular cutouts, arranged in four columns. Each sample is labeled with its name. Vertical lines connect the samples to their respective categories on the left side of the page.

Particle board	Moisture retardant	Greenpanel	Anti-fingerprint
Fiber board	Fire retardant	Natural wood veneer	E-Z
Superpan	Textured panels	Superpan	Antimicrobial
Plywood board	Fibracolour	E05	Topglass
Twincolour			

Panel type

Qualities

To lacquer or varnish

Light solutions

Low formaldehyde emissions

surface characteristics

1.3.3

Finish

This grid displays 30 finish samples in circular cutouts, arranged in six columns. Each sample is labeled with its name. Vertical lines connect the samples to their respective categories on the left side of the page.

Atlas DUO	Sega NATUR	Moon DUO	Moa DUO	Nude DUO	Textil DUO	Topglass Glow TOPGLASS	Cemento TEX
Boreal DUO	Lijado NATUR	Poro Arenado DUO	Tango STUDIO	Sega DUO	Fado STUDIO	Topglass Matt TOPGLASS	Prisma TEX
Mesura DUO	Blues STUDIO	Cepillado T1 NATUR	R&R STUDIO	Cepillado T2 NATUR	Veta TEX	Technical Matt TECHNICAL MATT	Blocks TEX
						Soft II DUO	Trama TEX
						Ideal Glow IDEAL	Mojave TEX
						Ideal Matt IDEAL	Fuji TEX
						Balm DUO	

Wood

Metal

Mineral

Leather

Textile

Mattes and glosses

Abstract



Inspiration

2.1	Natural Sanctuary	Rustic Style Monastic Style
2.2	Smart Creativity	Functional Colour Style Optimist Design Style
2.3	Soft Tech	Minimalist Luxury Style Industrial Style
2.4	Nostalgic Future	Always Classic Style New Retro Style



2.1

Natural Sanctuary

Natural environments for shelter

**Interiors that allow self-care
and blur the boundaries between
nature and home.**

Personal space is more necessary than ever: that place where the light and the breeze can enter. A space that serves both as a refuge and a point of connection with the outside through the sun and the nature that surrounds us. To facilitate this meeting point between indoors and outdoors, biophilic design and fluid shapes such as arches and simple lines will become great allies. Anything that brings us a bit of green through the window will be key, and even more so if we can touch it and feel it right up close.

Draw upon on the warmth and organic essence of light woods, natural fibers or raw materials.

With NATURAL SANCTUARY, that which can be grown at home, with the patience and gentle touch it requires, is twice as valuable. And isn't everything handmade priceless? Don't forget to enhance environments with a light rustic, romantic and minimalist touch that favours the cultivation of hobbies.

Discover how to create a habitat that embraces this trend, which we divide into two styles: Rustic, reminiscent of nature, and Monastic, concerned with caring for and reflecting upon the mind and spirit.



2.1.1

Rustic Style

Biophilic design permeates this style that reconnects us with nearby nature, with no need to travel far and wide when the wild is practically on our doorsteps, with the chirping of birds or a green oasis in the city.

We have reappraised neighbourhood shops and don't want to abandon them, because they are the root that connects us with our origins: from the food we eat to the handicrafts that decorate our homes.



2.1.2

Monastic Style

Well-being is influenced by the environment in which we live: tidy, minimalist, fluid spaces, where simplicity encourages a balance between professional and personal life.


Spaces that we can call homes and even sanctuaries, where we can practice self-care and refresh our senses. We invite you to enjoy soft sensations, fabrics and organic materials. We encourage you to embrace the imperfections, lights and shadows, whether indoors or outdoors.

2.1.1

Rustic Style




Create a cosy corner with an organic presence, designed for relaxing with a good book or practising yoga at home. Natural fibers or materials where imperfection stands out, such as wood, will help you to create this environment.



357B
Roble Lof
Blues | STUDIO



327B
Roble Barlovento
Fado | STUDIO



U12
Natural Grey
Soft III | DUO

One room, multiple uses: this hidden piece of furniture can be transformed into an organised space for working from home or a craft corner where you can relax after your daily routine.

Rustic Style



257B
Quebec Natural
Rock & Roll | STUDIO

Nature plunges into the space through this flexible cabinet, made with materials that are robust in appearance while very much exuding an air of finesse. We seek to openly highlight the layout of the interiors.



257B
Quebec Natural
Rock & Roll | STUDIO



256B
Quebec Claro
Rock & Roll | STUDIO



• **AJ5**
Roble Antique
 Segal | STUDIO NATUR

Rustic Style

The aged wood of this environment generates a space that evokes feelings of tradition and closeness. A connection with each customer is guaranteed, thanks to the use of this characteristic material for local consumption sites.



AJ5
Roble Antique
 Segal | STUDIO NATUR



• **261B**
Nogal Bali
 Mesura | DUO


• **271B**
Gravity Hueso
 Moya | DUO

• **Cashmere**
 Technical Matt |
 TECHNICAL MATT


Rustic Style



261B
Nogal Bali
 Mesura | DUO




271B
Gravity Hueso
 Moya | DUO




Cashmere
 Technical Matt |
 TECHNICAL MATT

A neighbourhood shop that encourages local and responsible consumption can make use of warm and contemporary stone materials, used in multiple habitats such as personal care centres, to convey a sense of well-being.



Blanco Pure
Topglass Glow | TOPGLASS



Roble
Fuji | FIBRANATUR TEX



Verde Glencoe
Technical Matt | TECHNICAL MATT




Rustic Style



Rustic Style

Its high gloss, with a crystal effect, brings extra brightness to this habitat. This arrangement facilitates the fusion of cultures through the finishes and takes us on a journey via its materials.

This open, hyper-functional kitchen allows you to both enjoy a hearty meal and create a remote working space. The style goes back to basics via the use of reclaimed materials and resistant surfaces, such as the table made with Technical Matt.



Blanco
Technical Matt | TECHNICAL MATT



245B Roble Creba
Atlas | DUO

2.1.1.2

Monastic Style



212B
Tasmanian Natural
Boreal | DUO



247B
Canvas Crudo
Ari | DUO



212B
Tasmanian Natural
Boreal | DUO

247B
Canvas Crudo
Ari | DUO

Monastic Style

Monastic Style



273B
Roble Verso
Atlas | DUO

Linear woods and raw materials emphasise calm and well-being in any environment where they are applied. If you wish to create a harmonious interior design with everything in its place, go for neutral woods and related colour palettes. In this way, the environment will be subtle and free of unnecessary stridency.



273B
Roble Verso
Atlas | DUO

Medical spaces are made more home-like thanks to this enveloping furnishing. Another key aspect of these spaces is the desire for self-care on the part of their patients.



• **354B**
Roble Popa
Blues | STUDIO

• **325B**
Roble Calima
Fado | STUDIO

• **Gris Souris**
Topglass Matt | TOPGLASS


Monastic Style



354B
Roble Popa
Blues | STUDIO



325B
Roble Calima
Fado | STUDIO



Gris Souris
Topglass Matt | TOPGLASS



•
272B
Roble Poema
 Atlas | DUO


•
246B
Canvas Greige
 Ari | DUO

Monastic Style

Some places are sacred when it comes to self-care and healing. Convey this delicacy by using very natural oak woods or textiles in greige tones.



272B
Roble Poema
 Atlas | DUO



246B
Canvas Greige
 Ari | DUO



•
328B
Roble Socaire
 Fado | STUDIO

•
358B
Roble Cabo
 Blues | STUDIO

Monastic Style



328B
Roble Socaire
 Fado | STUDIO



358B
Roble Cabo
 Blues | STUDIO



355B
Roble Proa
 Blues | STUDIO



326B
Roble Estai
 Fado | STUDIO



•
326B
Roble Estai
 Fado | STUDIO

•
355B
Roble Proa
 Blues | STUDIO

Monastic Style



Monastic Style

• **Roble**
Fuji | FIBRANATUR TEX

• **Trama**
FIBRAPAN TEX

The architectural arches convey fluidity and a calming effect on the space. Natural fibers and raw materials add to this feeling. Coherence and consonance with the product on display is achieved through the use of an intense texture.

Natural Sanctuary

Projects

Fluid forms to aid seclusion

There are arches and open partitions in these habitats where light permeates the entire environment. Materials such as Fibraplast Roble Trigo Poro Arenado or Fibranatur Oak connect the spaces with the exterior.



—
Title of the project:
Refurbishment for Eduardo,
Laura and Enzo

Materials:
Fibraplast sanded-pore Roble Trigo,
White SR209 Soft III and Tessuto Textil

Designer:
Pablo Muñoz Payá

Location:
Alicante



—
Title of the project:
Hotel Silgar 92

Materials:
Fibranatur Moisture Resistant Roble Rústico

Designer:
Grupo Ramón García

Location:
Sanxenxo (Pontevedra)



—
Title of the project:
GW house renovation

Materials:
Fibranatur Roble

Designer:
Jaime Sepulcre

Location:
Madrid

Natural and home environments come together thanks to the application of light tones, simple lines and biophilic materials such as Fibranatur Moisture Resistant Roble Rústico.



2.2

Smart Creativity

Always look for the creative side of life

Colour awakens our imagination and encourages us to shake up the status quo by trying new habitat models.

Spaces are conceived for different functions, and we seek to make them versatile. A kitchen isn't just for cooking, it can also become an office or a gym. What we thought of as immovable is no longer so, and this opens up almost infinite possibilities for exploration: furniture that separates and at the same time stores, rooms that unfold and transform according to our needs at that moment.

We stimulate our inner world, experimenting with shapes and moulding them to the functionality required at each moment.

Colour plays a role as an element for zoning using blocks and as an expression of our identity in the habitat. Colour and textures will thus be the pieces with which we invite you to build customisable and flexible environments; simple woods can become a complementary material that serves this trend well.

Smart Creativity exploits two styles through Optimistic Design and Colour Functionality. We invite you to discover them on the following pages.



2.2.1

Functional Colour Style

Full-colour interior design and textures contribute to functionality. We no longer understand the functional as something grey and austere, because the practical has never been as aesthetic as it is now. Hybridisation is key in spaces, and versatility is a must.

To provide this flexibility to habitats, we recommend the combined use of reliefs, rough surfaces and primary tones applied in blocks of colour.

2.2.2

Optimist Design Style

Optimism permeates this style whereby lines are blurred to create furniture with no defined use. What, then, is its main purpose? To create and to allow those who inhabit the spaces to do the same. The New Bauhaus initiative serves as a roadmap to generate these environments where geometry and vibrant tones enhance ingenuity.

We optimise the functionality of the habitat with modular materials and solutions, limited only by the fullest expression of personality.



2.2.1.1

Functional Colour Style



•
9AS
Creta Marfil
 Teide | DUO

•
7AT
Verde Oliva
 Soft III | DUO

Functional Colour Style

This island will be the heart of the house while offering great functionality to the space. Combine natural wood with blocks of colour to appropriately match the environment.



261B
Nogal Bali
Mesura | DUO

Positivity floods this room, designed for both working from home and studying. The modular furniture arrangement provides great versatility to the space.



Functional Colour Style



AH3 Robe Country STUDIO NATUR

Azul Ceylan Technical Matt | TECHNICAL MATT

If it is necessary to optimise space, transformable environments are the best option. This type of environment helps to achieve a versatility that makes everything possible, from the most functional activities to sports.

Functional Colour Style



Azul Ceylan Technical Matt | TECHNICAL MATT



AH3 Robe Country STUDIO NATUR

Everything is possible in this open-plan kitchen: socialising, entertaining, eating... In this case, colour serves as an element that helps to distinguish the function of each of the modules.



• **33G**
Azul Star
Soft III | GAMA DUO

• **5AD**
Terracota Nova
Soft III | DUO

• **6AS**
Roble Amazona
Atlas | DUO

• **7AD**
Verde Jungla
Soft III | GAMA DUO

Functional Colour Style



• **Roble**
Mojave | FIBRANATUR TEX

• **5AD**
Terracota Nova
Soft III | DUO

Functional Colour Style

Whether it's a living room or reading corner, you can create an undefined and flexible space combining furniture and architecture in the same concept.

Apply colour as if it were a structural element and achieve harmony with the combination of texture and wood.

2.2.2

Optimist Design Style

This semi-open environment with a partial partition facilitates concentration and connection in equal measures. So what's the secret? The use of colour as a forefront feature within a neutral space.



• 0AU Amarillo Pompeya
Soft III | DUO

• 55C Azul Handy
Soft III | DUO

Optimist Design Style

The colour, in this case, introduces us to a spring theme marked by the intensity and positive vibrations that this use of chromatism transmits.



• 5AD Terracota Nova
Soft III | DUO

• 6AE Apricot Fruit
Soft III | DUO

• 2AU Rojo Pompeya
Soft III | DUO


Optimist Design Style

This unique space provides an environment in which to work and at the same time maintain order in the house. Opt for solutions of this type to give a wide range of uses to any corner.



Optimist Design Style

A childlike spirit is reflected in this room that goes beyond what meets the eye: it is a place to sleep, dream or have fun.



16R
Amarillo Curry
Soft III | DUO

021
Lila
Soft III | DUO



Optimist Design Style

An explosion of colour gives character and personality to this seemingly simple room.



• 254B Rojo Arcilla
Soft III | DUO

• 5AT Verde Energy
Soft III | DUO

• 8AE Hygge Pine
Poro Arenado | DUO

Optimist Design Style

Optimist Design Style



• 2AU Rojo Pompeya
Soft III | DUO

• 36W Biscuit
Soft III | DUO

The auxiliary furniture is the foremost feature of this space, where we give free rein to a bold and jovial colour that does not in any way sacrifice elegance.

Smart Creativity

Projects



—
Title of the project:
Casa Lucernario

Materials:
Fibracolour Blue E-Z
and Fibraplast Mandarina Soft III

Designer:
Aritz González (MapOut)

Location:
Madrid

Kitchen furniture composed of optimistic colour notes achieved with Fibracolour Blue E-Z and Fibraplast Mandarina Soft III.



—
Title of the project:
Cantina de La Nave


Materials:
Compacmel plus Azul Caribe Soft III

Designer:
CTO S.A.

Location:
Madrid

Versatility in full colour

The canteen of the La Nave urban innovation centre made use of Compacmel Plus Azul Caribe Soft III to impart flexibility of use to this space, which was made to exploit creativity.



—
Title of the project:
'Beer and Hops' beer hall

Materials:
Fimaplast Amarillo
Curry Soft III

Designer:
Fran Clausell

Location:
Castellón

Inspired by urban art and graffiti, the interior design of this beer hall has bold touches that have been shaped by the application of colour using Fimaplast Amarillo Curry Soft III.

2.3

Soft Tech

The delicate union of technology and interior design

**humanism plunges into the spaces
and allows people to connect with
technology wherever they are.**

Digitalisation is unstoppable, and in interior design it involves much more than cold home automation systems: the systems have been democratised and have become more friendly and affordable for everyone. This unprecedented humanisation represents a paradigm shift: technology has demonstrated its ability to bring us closer together and make our lives easier by ensuring the safety, cleanliness and hygiene of our homes.

At the same time, technology has helped us rethink luxury: carefully selected materials have become the most exclusive product possible. What we can perceive with our hands becomes more important, with textures being prioritised in projects that follow this trend.

Take note of the two aspects into which we divide this trend: Minimalist Luxury that very much avoids excesses and overloaded elements, and the Industrial Style, where clean lines give a sense of security and calm.




2.3.1

Minimalist Luxury Style

Authentic and simple is the new luxury. The high-end range of this style does not imply great complexity, but rather inspires us to use low-tech systems where the functional outshines the excessively ornate.

Dark tones and warm metals such as gold, black marble or contrasting dark woods will bring out all these characteristics of the style in any space.



2.3.2

Industrial Style

This new twist on industrial style leads us to metals and everything that conveys a sense of safety, hygiene and cleanliness. These qualities do not forgo personalisation: we no longer seek cold technology with a sterile tone, we want to continue exploring digital humanisation.

Above all, this industrial environment must exude warmth and generate an austere environment, where clean and simple lines shape the spaces we inhabit.

2.3.1

Minimalist Luxury Style



273B
Roble Verso
Atlas | DUO



268B
Gravity Niebla
Moa | DUO



•
268B
Gravity Niebla
Moa | DUO

•
273B
Roble Verso
Atlas | DUO

Minimalist Luxury Style

Innovation and minimal resources are applied in this remote working corner designed to offer an intimate place where it is easy to concentrate.



•
255B
Tasmanian Moka
Boreal | DUO

•
266B
Champán Metalizado
Moon | DUO

•
253B
Titanio Tambo
Moon | DUO

Minimalist Luxury Style



255B
Tasmanian Moka
Boreal | DUO



266B
Champán Metalizado
Moon | DUO



253B
Titanio Tambo
Moon | DUO

This large storage space is part of a restrained luxury style, brought about through the use of sober woods and elegant metallics in the composition of this piece of furniture.

Minimalist Luxury Style



•
253B
Titanio Tambo
Moon | DUO

•
266B
Champán Metalizado
Moon | DUO



• **Negro**
Fibracolor | FIBRACOLOUR

• **Mojave**
FIBRAPAN TEX


• **Blocks**
FIBRAPAN TEX

• **Nogal**
Mojave | FIBRANATUR TEX

Minimalist Luxury Style

It creates a subtle division of ambiance in a public space while adding warmth through the use of gold-effect materials mixed with the distinctive shades of walnut. Increased usability through the installation of concealed wall cabinets.

Minimalist Luxury Style



1AT
Mármol Hades
Technical Matt | TECHNICAL MATT



8AQ
Aluminio Cava
Ideal Matt | IDEAL



8AQ
Aluminio Cava
Ideal Matt | IDEAL


1AT
Mármol Hades
Technical Matt | TECHNICAL MATT

Anti-fingerprint and metallic materials have a great presence in this sober and luxurious kitchen, where plenty of storage capacity is provided to keep everything in order.



Minimalist Luxury Style

This cosy passageway area exudes Italian elegance thanks to the select use of high-end materials and neutral tones mixed with contrasting surfaces.



AJ4
Nogal Arno
STUDIO NATUR



Minimalist Luxury Style


The application of material accompanies light as the forefront feature of a contemporary room, where despite the large dimensions of the space we can formulate a comfortable and intimate environment; a welcoming place that invites you to take a break.



AF4
Robe Fumed Venato
STUDIO NATUR

2.3.1.2

Industrial Style




Ceniza
Topglass Matt | TOPGLASS

Technological materials and anti-fingerprint matte finishes harmonise this kitchen where the glass effect adds lightness.




Ceniza
Topglass Matt | TOPGLASS

In this kitchen island where hygienic conditions predominate, we achieve a cement effect using materials derived from wood.



253B
Titanio Tambo
Ideal Matt | IDEAL



AH5
Roble Alba
STUDIO NATUR



Cemento
FIBRAPAN TEX



The imperfect and the technical blend together in this habitat. Anti-fingerprint materials for heavy-duty surfaces are mainly applied on horizontal surfaces that require continuous cleaning.

We rely on rustic wood with enhanced grain texture for balance.



262B
Versalles Gris
Blues | STUDIO

262B
Versalles Gris
Blues | STUDIO



263B
Versalles Tostado
Blues | STUDIO

Notice how these unobtrusive panellings help create multifunctional spaces, where the growing interest in self-sufficiency can lead us to grow our own vegetable gardens at home.





212B
Tasmanian Natural
Boreal | DUO

252B
Marfil Talco
Ideal Matt | IDEAL

253B
Titanio Tambo
Moon | DUO

267B
Gravity Marengo
Moa | DUO



267B
Gravity Marengo
Moa | DUO

212B
Tasmanian Natural
Boreal | DUO

252B
Marfil Talco
Ideal Matt | IDEAL

253B
Titanio Tambo
Moon | DUO

Industrial Style

Industrial Style

A corner for switching off, reading or simply introspection. Straight lines and dark tones will help to create this particular oasis.

Soft Tech Projects



Title of the project:
Pop-up Intersections. Actiu,
Finsa & Simon

Materials:
Fibracolour Black E-Z,
Fibracolour Black E-Z Tex Fuji

Designer:
Stone Designs

Location:
Barcelona



The character of each space
The contrasting dark materials highlight the style of these workspaces, which share the use of Fibracolour E-Z in its gray and black version

Title of the project:
Xeito Offices

Materials:
Maple Natur Fibracolour Grey E-Z

Designer:
Enorme Estudio

Location:
Madrid

Title of the project:
Square Fitness
Gym

Materials:
Fibraplast Roble Hera Segá

Designer:
B76

Location:
Madrid



The lockers of this luxurious gymnasium feature carefully selected, sophisticated materials traced in clean lines. Made using Fibraplast Roble Hera Segá, they transmit elegance without any overloaded elements.

2.4

Nostalgic Future

Any time in the past can come back

We search our memories so that our greatest experiences can be the driving force behind the new spaces we will inhabit.

Uncertainty reactivates this nostalgia that leads us to better times and to remember the spaces where we used to enjoy ourselves. Remembering happy moments helps us to escape and recover good feelings.

The vintage refurbishment proposals we offer seek to revive certain elements and concepts from previous decades. It leaves room for sophistication and gloss.

This trend also seeks to take us to other more tropical latitudes with the use of exotic woods.

The uniqueness of each space must take centre stage. Uniqueness is an appreciated value. An updated classic style, gilding and noble materials will help to emphasise the unique character of each environment.



Nostalgic Future presents two aspects: a maximalist “New Retro” one which enhances vintage while revisiting it, and another “Always Classic” one that imbues environments with the secure values of the past.



2.4.1

Always Classic Style

Our heritage will always be there. It is precisely this quality of secure values that stands out in habitats that follow the ALWAYS CLASSIC style.

The elegance of the classic and the preciousness of the materials serve as a counterpoint to the excess of the NOSTALGIC FUTURE macro- trend, because virtue lies in balance. Sophisticated woods and glosses will highlight the identity and uniqueness of the spaces.



2.4.2

New Retro Style

This is cultivating a concept that we call “newstalgia”. It is not a matter of simply bringing back the old, but rather we seek to update those recollections by exalting their shapes and colours.


The identity of the space is enhanced by vintage elements that encourage escapism. You can achieve this maximalist style by applying caramel tones or using marquetry.

2.4.1


Always Classic Style



329B
Roble Bitácora
Fado | STUDIO



359B
Roble Azimut
Blues | STUDIO



Negro
Technical Matt |
TECHNICAL MATT



329B
Roble Bitácora
Fado | STUDIO

359B
Roble Azimut
Blues | STUDIO

Negro
Technical Matt |
TECHNICAL MATT

Always Classic Style

Here we have a secret corner, sophisticated and elegant, where we can dedicate time to the most important meal of the day.



252B
Marfil Talco
Ideal Glow | IDEAL


269B
Gravity Arena
Moa | DUO

255B
Tasmanian Moka
Boreal | DUO


Always Classic Style



252B
Marfil Talco
Ideal Glow | IDEAL



269B
Gravity Arena
Moa | DUO



255B
Tasmanian Moka
Boreal | DUO

The light and neutral tones of this bathroom create an enveloping and sober space that encourages us to take care of our bodies and minds.

This room with its bureau-dresser is composed of natural and elegant materials that convey the heritage of the past as a secure value.



AJ7
Roble Original
STUDIO NATUR

Always Classic Style



AJ7
Roble Original
STUDIO NATUR

2.4.1

New Retro Style



275B
Montana Bruma
 Rock & Roll | STUDIO



276B
Montana Cognac
 Rock & Roll | STUDIO



276B
Montana Cognac
 Rock & Roll | STUDIO

New Retro Style

Classic environments but with their own personality. A contemporary representation of how surface irregularities are enhanced through a combination of materials that combine the

distinctive features of characterful wood, such as knots and large cracks, with sophisticated details such as repairs with metallic pigments.



New Retro Style

5AD
Terracota Nova
Soft III | DUO

AJ1
Jupiter Legno
STUDIO NATUR

The tropical reminiscence of this exotic holiday atmosphere provides us with a dopamine boost through the application of natural materials within an elegant composition. To achieve this maximalist habitat, earth colours are combined with textures.



AJ1
Jupiter Legno
STUDIO NATUR



5AD
Terracota Nova
Soft III | DUO

The auxiliary furniture functions as a decorative piece in this contemporary environment that takes us to the tropics through the use of exotic woods.

New Retro Style



AJ3
Moanda Wood
STUDIO NATUR



AJ3
Moanda Wood
STUDIO NATUR

In this exclusive and luxurious space, the geometric shapes of the marquetry enhance the elegance and the dividing function of this material.



- **AH9**
Espiga Foscari
STUDIO NATUR

- **Gris Claro**
Technical Matt |
TECHNICAL MATT



New Retro Style

265B
Navia Brown
Blues | STUDIO

The vintage accessories in this bathroom revisit the past and transform the room into a living, nostalgic memory on a permanent basis.



265B
Navia Brown
Blues | STUDIO



264B
Navia Natural
Blues | STUDIO

Nostalgic Future

Projects

The vintage elegance of this home with a retro feel comes from the darkened Fibranatur Eucalipto Fumed panelling.



—

Title of the project:
Dwelling on Calle Lagasca

Materials:
Fibranatur Eucalipto Fumed

Designer:
Elle Cocinas

Location:
Madrid

Retail evokes the past

These two restaurant and hospitality spaces revive the essence of the past with the shades of Fibranatur American Walnut and fibraplast fire Retardant Castaño Rialto Atlas.



—

Title of the project:
Hotel Catalonia
Barcelona Plaza

Materials:
Fibranatur American Walnut

Designer:
Catalonia Hotels

Location:
Barcelona



—

Title of the project:
Restaurante 19.86 by Rubén Aranz in
the Canalejas Gallery

Materials:
Fibraplast fire retardant Castaño Rialto
Atlas and HPL Castaño Rialto Atlas

Designer:
Stone Designs

Location:
Madrid

Application Summary

Wardrobe



Page 20



248B Canvas Pardo
Ari | DUO

274B Roble Romance
Atlas | DUO



Page 22



257B Quebec Natural
Rock & Roll | STUDIO



Page 29



273B Roble Verso
Atlas | DUO



Page 32



272B Roble Poema
Atlas | DUO

246B Canvas Greige
Ari | DUO



Page 33



355B Roble Proa
Blues | STUDIO

326B Roble Estai
Fado | STUDIO



Page 87



252B Marfil Talco
Ideal Glow | IDEAL

255B Tasmanian Moka
Boreal | DUO

269B Gravity Arena
Moa | DUO

Bathroom



Page 78



262B Versalles Gris
Blues | STUDIO



Page 26



Blanco Pure
Topglass Glow | TOPGLASS

Roble
Fuji | FIBRA-NATUR TEX

Verde Glencoe
Technical Matt | TECHNICAL MATT



Page 27



245B Roble Creba
Atlas | DUO

Blanco
Technical Matt | TECHNICAL MATT



Page 42



9AS Creta Marfil
Teide | DUO

7AT Verde Oliva
SoftIII | DUO

Kitchen

Auxiliary



Page 28



212B Tasmanian Natural
Boreal | DUO

247B Canvas Crudo
Ari | DUO



Page 55



36W Biscuit
Soft III | DUO

2AU Rojo Pompeya
Soft III | DUO



Page 93



AJ3 Moanda Wood
STUDIO NATUR



Page 46



AH3 Robe Country
STUDIO NATUR

Azul Ceylan
Technical Matt | TECHNICAL MATT



Page 48



33G Azul Star
Soft III | DUO

6AS Roble Amazona
Atlas | DUO

7AD Verde Jungla
Soft III | DUO



Page 64



255B Tasmanian Moka
Boreal | DUO

266B Champán Metalizado
Moon | DUO

253B Titanio Tambo
Moon | DUO

Kitchen



Page 69



8AQ
Aluminio Cava
Ideal Matt | IDEAL

1AT
Mármol Hades
Technical Matt | TECHNICAL MATT



Page 73



Ceniza
Topglass Matt | TOPGLASS



Page 74




253B
Titanio Tambo
Ideal Matt | IDEAL

Cemento
FIBRAPAN TEX

AH5
Roble Alba
STUDIO NATUR



Page 79



212B
Tasmanian Natural
Boreal | DUO

252B
Marfil Talco
Ideal Matt | IDEAL

267B
Gravity Marengo
Moa | DUO



Page 86



329B
Roble Bitácora
Fado | STUDIO

359B
Roble Azimut
Blues | STUDIO

Negro
Technical Matt | TECHNICAL MATT



Page 89



AJ7
Roble Original
STUDIO NATUR

Bedrooms



Page 44



252B
Marfil Talco
Ideal Glow | IDEAL

259B
Azul Piedra
Soft III | DUO

3AU
Verde Arcilla
Soft III | DUO

0AU
Amarillo Pompeya
Soft III | DUO

254B
Rojo Arcilla
Soft III | DUO

261B
Nogal Bali
Mesura | DUO



Page 53



6AE
Apricot Fruit
Soft III | DUO

6AT
Very Berry
Soft III | DUO

28G
Mandarina
Soft III | DUO



Page 63



268B
Gravity Niebla
Moa | DUO

273B
Roble Verso
Atlas | DUO

Home office



Page 52



16R
Amarillo Curry
Soft III | DUO

021
Lila
Soft III | DUO

Children room



Page 54



254B
Rojo Arcilla
Soft III | DUO

5AT
Verde Energy
Soft III | DUO

8AE
Hygge Pine
Poró Arenado | DUO

Youth room

Living room



Page 21



357B Roble Lof Blues | STUDIO
327B Roble Barlovento Fado | STUDIO
U12 Natural Grey Soft III | DUO



Page 30



358B Roble Cabo Blues | STUDIO
328B Roble Socaire Fado | STUDIO



Page 24



AJ5 Roble Antique Segá | STUDIO NATUR



Page 25



261B Nogal Bali Mesura | DUO
Cashmere Technical Matt | TECHNICAL MATT
271B Gravity Hueso Moa | DUO



Page 30



354B Roble Popa Blues | STUDIO
Gris Souris Topglass Matt | TOPGLASS
325B Roble Calima Fado | STUDIO

Hospitality



Page 66




Blocks | FIBRAPAN TEX
Mojave | FIBRAPAN TEX
Nogal | Mojave | FIBRANATUR TEX
Negro | Fibracolour | FIBRACOLOUR TEX



Page 70



AJ4 Nogal Arno STUDIO NATUR



Page 71



AF4 Robe Fumed Venato STUDIO NATUR



Page 34



Roble | Fuji | FIBRANATUR TEX
Trama | FIBRAPAN TEX



Page 50



OAU Amarillo Pompeya Soft III | DUO
55C Azul Handy Soft III | DUO



Page 95



AH9 Espiga Foscari STUDIO NATUR
Gris Claro Technical Matt | TECHNICAL MATT



Page 91




276B Montana Cognac Rock & Roll | STUDIO



Page 92



5AD Terracota Nova Soft III | DUO
AJ1 Jupiter Legno STUDIO NATUR



Page 49



Roble | Mojave | FIBRANATUR TEX
5AD Terracota Nova Soft III | DUO



Page 51



5AD Terracota Nova Soft III | DUO
6AE Apricot Fruit Soft III | DUO
2AU Rojo Pompeya Soft III | DUO



Page 77



Roble Rústico Veta | FIBRANATUR TEX
Negro Technical Matt | TECHNICAL MATT

Retail

Workplace

3

Materials

D	Decorative surfaces	Duo Studio Ideal Technical Matt Topglass
N	Natural decorative surfaces	Natur Studio Natur
T	Textured panels	Fibratur Tex Fibrapan Tex Fibracolor Tex
P	Decorative panels	Fibracolor Twincolor Greenpanel

The sample images presented in this catalogue correspond to a small surface of each panel; the actual product colours may vary from the images shown. Ask for a sample and consult our website to query any aspect of the development of the designs

to help you in your decision-making. Designs marked with the Nature Rich symbol are particularly sensitive as they represent materials of great chromatic and/or structural variability.

Duo

Introducing our Duo melamine collection, a decorative selection inspired by current and upcoming trends. Discover the possibilities of a practical and flexible range designed to adapt to any project, both from a decorative and technical point of view.

The multitude of combinations of substrates, designs and finishes make the Duo range the most varied and complete melamine range in the market.

Duo Range


Preferred range

In the catalogue, we present the ideal combination of design and finish for which we offer a picking service.

Flexible range

The decorative possibilities of the Duo range can be adapted to any project. This makes it possible to produce another combination of design and finish from the Duo range (including 'Liso') different from that offered in the preferred range, also with a picking service. Consult our sales network re-garding conditions.

Recommended use

 General furniture and coverings for offices, kitchens, bathrooms and other.

CLaminate / edge bandings








Laminate / edge banding

To guarantee a correct match with our decorative melamine, we can offer both edge banding and laminate. Consult our website for details of the various options.

Certifications



Benefits

-  Easy machining
-  High-performance fixings
-  Clean cuts
-  Resistance to bending
-  Resistance to pacts
-  Good relationship between quality and price
-  Antimicrobial





















































































* Antibacterial property. The surface of our melamines inhibits the growth or proliferation of bacteria, meaning that it prevents their reproduction and the bacteria age and die. This effect lasts throughout the lifetime of the product. The product has been certified by an external laboratory, IMSL (Industrial Microbiological Services) in the UK, following the procedure indicated by the ISO 22196 Standard: 2011. (Certificate of Analysis No. 1023308.1E-1). The test showed that 24 hours after contact, the bacterial population was reduced by >99.99%. This test is performed with two types of pathogenic bacteria: Escherichia coli (E. coli) and Staphylococcus aureus (S. Aureus).

* This antiviral property has been tested by AINIA, who have determined that after 24 hours of incubation it presents a reduction of 90% against an ineffectif initial dose and an effectiveness of 77% against the influenza A (H3N2) virus (A/Hong Kong/8/68 H3N2) (ATCC VR-1679) according to the procedure based on the ISO 21702 standard: 2019 and the NF EN 14476 standard: 2013 + A2: 2019.

More information about the range here:

































D
—
Decorative surfaces





























				
3AT Bohemian Blanco Boreal  	16N Fresno Glacial Atlas 	25V Roble Virginia Mesura 	90Y Aura Pine Moa   	18N Fresno Taiga Sega 
				
91Y Roble Dafne Atlas  	273B Roble Verso Atlas  	7AE Makers Wood Atlas 	3AE Roble Oasis Atlas 	245B Roble Creba Atlas  
				
8AE Hygge Pine Poro Arenado  	98P Olmo Bovary Atlas 	15G Pino Zermatt Poro Arenado 	04R Olmo Volga Atlas 	51S Caledonian Oak Sega 
				
0AS Roble Samoa Mesura 	2AR Japandi Natural Boreal 	222 Maple Blanco Balm  	82V Maple Nómada Balm   	48W Haya Gala Atlas   
				
50D Majestic Acacia Mesura 	9AR Hickory Frida Boreal  	212B Tasmanian Natural Boreal  	272B Roble Poema Atlas   	08R Olmo Toronto Poro Arenado 
				
98V Roble Aurora Atlas  	008 Roble Bello Mesura 	80Y Roble Hércules Atlas  	6AR Playa Wood Boreal 	6AS Roble Amazona Atlas  
 New	 New texture	 Natur Rich	 Group price	 Width of 1220 mm

Woods

Woods

Fantasies

				
41G Roble Hera Segra ↔ G2	84V Roble Denver Atlas ↔ G2	66F Delicate Birch Balm NT G2	7AR Fresno Lagom Mesura G2	19N Fresno Estepa Segra ↔ G2
				
399 Cerezo Luna Mesura ↔ G2	20B Cerezo Xacobeo Balm NT ↔ G2	37G Nogal Grove Mesura G2	83V Pino Pasadena Poro Arenado ↔ G3	24D Acacia Suave Mesura ↔ G2
				
5AE Nogal Slow Atlas ↔ G2	81V Nogal Siena Balm NT ↔ G3	33F Nogal Siroko Atlas G3	03C Nogal Canaletto Mesura ↔ G2	1AS Nogal Valentina Mesura ↔ G3
				
60U Nogal Victoria Atlas NT ↔ G3	261B Nogal Bali Mesura NEW ↔ G2	79Y Old Oak Atlas ↔ G2	07R Olmo Ontario Poro Arenado G2	37E Richmond Plum Mesura ↔ G2
				
25D Acacia Choco Mesura ↔ G2	4AR Olmo Sabi Boreal ↔ G3	59S Castaño Rialto Mesura ↔ G2	73V Roble Tostado Atlas ↔ G2	95Q Roble Trufa Mesura ↔ G2
				
274B Roble Romance Atlas NEW ↔ G3	97V Roble Colorado Atlas ↔ G2	57S Britannia Oak Segra ↔ G2	39G Fresno Tea Segra ↔ G2	255B Tasmanian Moka Boreal NEW ↔ G2

				
5AR Roble Palma Mesura ↔ G2	94Y Iron Oak Atlas NEW G2	74V Roble Stella Atlas ↔ G2	56S Pino Árido Poro Arenado G3	24V Mystic Plomo Segra G2
				
17N Roble Joplin Mesura ↔ G2	3AR Olmo Wabi Boreal ↔ G3	4AE Roble Eternity Atlas ↔ G2	16G Pino Chamonix Poro Arenado ↔ G2	75Y Nassar Wood Atlas NT ↔ G2
				
20N Roble Sinatra Atlas ↔ G2	75V Roble Azabache Atlas ↔ G2	9AU Roble Mina Boreal ↔ G3		
				
246B Canvas Greige Ari NEW ↔ G2	247B Canvas Crudo Ari NEW ↔ G2	248B Canvas Pardo Ari NEW ↔ G2	73Y Selene Gris Nude G2	98Q Espiga Sal Textil ↔ G2
				
97Q Espiga Pimienta Textil ↔ G2	98G Textil Cuero Nude ↔ G2	1AE Tweed Natural Textil G2	0AE Tweed Terra Textil G2	70A Perla Moon NT ↔ G3
				
266B Champán Metalizado Moon NEW ↔ G3	8AR Bronce Sálvora Moon NT ↔ G3	303 Gris Metalizado Moon NT ↔ G3	8AQ Aluminio Cava Moon NT ↔ G3	253B Titanio Tambo Moon NEW ↔ G3

10R Blanco Chic Soft III ↔ G3	11R Visión Chic Soft III ↔ G3	53S Moka Chic Soft III ↔ G3	72E Aluminio Arosa Soft III ↔ G3	9AQ Corona Basalto Teide NT G3
2AS Corona Bronce Teide NT G3	0AT Creta Gris Teide G2	9AS Creta Marfil Teide G2	271B Gravity Hueso Moa NEW G3	268B Gravity Niebla Moa NEW G3
269B Gravity Arena Moa NEW G3	267B Gravity Marengo Moa NEW G3	06F Cemento Teide ↔ G2	99Q Cemento Apolo Teide G2	0AR Lava Stone Moa NT NT G3
1AR Pietra Iseo Moa NT G3	44V Luna Nueva Moa NT G2	2AT Mármol Sahara Soft III NT G3	72Y Mármol Blanco Teide NT ↔ G2	2AE Mármol Atenea Teide NT G2
1AT Mármol Hades Teide NT ↔ G2				

040 Blanco Ártico Soft III ↔ G2	060 Blanco Polar Soft III ↔ G2	78E White Sr209 Soft III ↔ G3	184 Crema Sil Soft III G2	195 Gris Sarela Soft III G2
183 Crema 005 Soft III ↔ G2	252B Marfil Talco Soft III NEW ↔ G2	36W Biscuit Soft III G2	11C Sahara Soft III ↔ G2	15R Gris Coco Soft III ↔ G2
131 Arena Soft III G2	78V Gris Talco Soft III G2	34W Gris Calcio Soft III G2	U12 Natural Grey Soft III ↔ G2	206 Gris 004 Soft III G2
197 Gris Rioja Soft III G2	09F Gris Tormenta Soft III ↔ G2	4AT Gris Vesubio Soft III G2	60V Gris Suave Soft III ↔ G2	20R Duna Soft III ↔ G2
40Y Mineral Grey Soft III ↔ G2	01Q Gris Tórtora Soft III ↔ G2	14C Toffee Soft III ↔ G2	71A Gris Gu Soft III ↔ G1	188 Petróleo Soft III ↔ G2
231 Negro Soft III ↔ G1	85W Malva Talco Soft III G3	021 Lila Soft III G2	38W Lila Hawai Soft III G3	35W Candy Soft III G3

22G Amarillo Sol Soft III G3	16R Amarillo Curry Soft III G2	0AU Amarillo Pompeya Soft III G2	28G Mandarina Soft III G2	6AE Apricot Fruit Soft III G3
9AT Rosa Talco Soft III G3	60S Rosa Nube Soft III G3	5AD Terracota Nova Soft III G3	8AT Néctar Juice Soft III G3	95U Coral Fresh Soft III G3
254B Rojo Arcilla Soft III NEW G3	172 Rojo Soft III G2	2AU Rojo Pompeya Soft III G3	6AT Very Berry Soft III G3	61S Azul Nube Soft III G3
259B Azul Piedra Soft III NEW G3	77V Azul Talco Soft III G3	6AD Aqua Blue Soft III G3	99P Azul Caribe Soft III G3	33G Azul Star Soft III G3
05Q Azul City Soft III G3	55C Azul Handy Soft III G3	139 Azul Eo Soft III G3	80V Azul Náutico Soft III G3	

62S Verde Nube Soft III G3	1AU Verde Salvia Soft III G3	54C Verde Natural Soft III G3	023 Verde Ecológico Soft III G2	86W Verde Talco Soft III G2
5AT Verde Energy Soft III G3	3AU Verde Arcilla Soft III G3	7AT Verde Oliva Soft III G3	79V Verde Oxford Soft III G3	7AD Verde Jungla Soft III G2

Atlas G2	Boreal G2	Mesura G2	Nude G2	Poro Arenado G2
Sega G2	Soft III G2	Teide G2	Textil G2	Ari NT G2
Moon NT	Balm NT G2	Moa NT		

Equivalences

Pantone / RAL / NCS

These equivalences are approximate. The number in parentheses corresponds to the following classification: 1= very similar; 2= similar; 3= approximate.

Design	Code	Texture	Pantone	RAL	NCS
Amarillo Curry	16R	Soft III	110 C (2)	1012 (2)	1080-Y (1)
Amarillo Pompeya	0AU	Soft III	2009 C (2)	1034(3)	S2040-Y20R(1)
Amarillo Sol	22G	Soft III	123 C (2)	1021 (2)	0580-Y10R (1)
Apricot Fruit	6AE	Soft III	489 C (1)	***	1020-Y60R (1)
Aqua Blue	6AD	Soft III	5185 C (1)	6034 (3)	2020-B50G(1)
Arena	131	Soft III	7529 C (2)	***	3010-Y30R (2)
Azul Caribe	99P	Soft III	631 C (1)	5018 (3)	1555-B10G (1)
Azul City	05Q	Soft III	7698 C (1)	5009 (3)	4030-B (1)
Azul Eo	139	Soft III	653 C (2)	5023 (2)	5030-R90B(1)
Azul Handy	55C	Soft III	7455 C (1)	5002 (2)	4050-R80B (2)
Azul Náutico	80V	Soft III	296 C (1)	***	8010-R70B (1)
Azul Nube	61S	Soft III	545 C (2)	***	1010-B10G (1)
Azul Piedra	259B	Soft III	493C(3)	***	S-3010-R80B
Azul Star	33G	Soft III	2925 C (2)	5015 (1)	1560-R90B (1)
Azul Talco	77V	Soft III	2164 C (1)	5014 (2)	4020-R80B (1)
Biscuit	36W	Soft III	7528 C (1)	1013 (2)	1505-Y40R (1)
Blanco Ártico	040	Soft III	***	9003 (2)	0505-R70B (2)
Blanco Polar	060	Soft III	***	9016 (1)	0500-N (3)
Candy	35W	Soft III	2046 C (1)	4003 (2)	1060-R30B (1)
Coral Fresh	95U	Soft III	1785 C (3)	3017 (2)	0570-Y90R (1)
Crema 005	183	Soft III	***	***	0804-Y50R (1)
Crema Sil	184	Soft III	COLD GRAY 1 C (2)	9001 (1)	1002-G50Y (1)
Duna	20R	Soft III	7535 C (2)	7032 (1)	3005-Y20R (2)
Gris 004	206	Soft III	COOL GRAY 5 C (1)	7004 (3)	3000-N (1)
Gris Calcio	34W	Soft III	Cool Grey 2 C (1)	***	1502-B (1)
Gris Coco	15R	Soft III	WARM GRAY 2 C (2)	***	2005-Y50R (1)
Gris Gu	71A	Soft III	425 C (1)	7043 (1)	7500-N (1)
Gris Rioja	197	Soft III	COOL GRAY 6 C (1)	7040 (1)	2502-B (1)
Gris Sarela	195	Soft III	WARM GREY 1 C (2)	9002 (1)	1002-Y (1)
Gris Suave	60V	Soft III	7528 C (2)	1019 (3)	3005-Y20R (2)
Gris Talco	78V	Soft III	409 C (2)	***	5005-Y80R (2)
Gris Tormenta	09F	Soft III	424 C (1)	7037 (1)	5500-N (1)
Gris Tórtora	01Q	Soft III	WARM GREY 9 C (2)	1019 (2)	5005-Y50R (2)
Gris Vesubio	4AT	Soft III	P 173-15C (3)	7024(1)	S7502-B(2)
Lila	021	Soft III	522 C (2)	***	2030-R50B (1)
Lila Hawai	38W	Soft III	2354 C (2)	4001 (2)	3040- R40B (1)
Malva Talco	85W	Soft III	5245 C (1)	4009 (3)	2005-R20B (2)
Mandarina	28G	Soft III	1575 C (1)	2003 (1)	0580-Y50R (1)
Marfil Talco	252B	Soft III	***	RAL1013 (1)	S-0804-Y30R (1)
Mineral Grey	40Y	Soft III	WARM GREY 5 C (2)	1019 (2)	4005-Y20R(2)
Natural Grey	U12	Soft III	COOL GRAY 3 C (1)	7047 (2)	2000-N (1)
Néctar Juice	8AT	Soft III	2344C (3)	RAL3012(3)	S1050-Y80R(2)
Negro	231	Soft III	BLACK C (1)	9004 (1)	9000N (1)
Petróleo	188	Soft III	BLACK 7 C (1)	7022 (2)	8000-N (1)
Rojo	172	Soft III	180 C (1)	3020 (1)	1580-Y90R (1)
Rojo Arcilla	254B	Soft III	537C(2)	3015 (3)	S-3040-Y90R
Rojo Pompeya	2AU	Soft III	201 C(1)	3003(2)	S3060-R(2)
Rosa Nube	60S	Soft III	698 C (2)	3015 (3)	0515-Y90R (1)
Rosa Talco	9AT	Soft III	2444C (1)	3015(3)	S2020-Y90R(2)
Sahara	11C	Soft III	4755 C (2)	1015 (3)	1005-Y40R (1)
Terracota Nova	5AD	Soft III	2435 C (2)	3012 (3)	S3040-Y60R(1)
Toffee	14C	Soft III	7533 C (1)	8014 (2)	8010-Y50R (2)
Verde Arcilla	3AU	Soft III	5497 C(2)	7033(3)	S4010-G10Y(1)
Verde Ecológico	023	Soft III	376 C (3)	***	1060-G40Y (1)
Verde Energy	5AT	Soft III	2413 C (2)	6024(3)	S 2050-B90G(1)
Verde Jungla	7AD	Soft III	7476 C (2)	6004 (2)	6530 - B50G (1)
Verde Natural	54C	Soft III	380 C (1)	***	0560-G50Y (1)
Verde Nube	62S	Soft III	566 C (2)	6019 (3)	0510-B90G (1)
Verde Oliva	7AT	Soft III	2327C (3)	7003(3)	S6010-G70Y(2)
Verde Oxford	79V	Soft III	350 C (1)	6028 (1)	7020-G10Y(3)
Verde Salvia	1AU	Soft III	5665 C (1)	6019(3)	S1510-G60Y(2)
Verde Talco	86W	Soft III	2247 C(2)	6019 (3)	2030-G (2)
Very Berry	6AT	Soft III	2357 C (2)	4004(3)	S6030-R20B(3)
White Sr209	78E	Soft III	***	9003 (1)	0500-N (1)

sRGB		
R	G	B
238	177	0
220	160	94
255	181	0
233	187	162
145	185	182
187	163	140
0	170	193
73	125	146
53	97	127
0	79	134
33	44	60
198	216	218
151	164	175
0	147	201
110	132	155
217	203	188
228	234	237
240	239	235
202	102	159
226	93	91
236	225	212
223	224	217
179	168	151
177	177	175
204	209	209
201	189	178
80	80	80
179	185	186
222	219	209
179	168	151
137	126	122
124	124	122
139	126	118
73	77	79
176	157	190
150	104	147
198	189	191
250	114	30
237	227	211
159	147	133
201	199	197
232	131	117
25	26	27
65	64	62
175	35	34
175	100	95
131	41	52
246	212	205
207	163	157
230	217	201
186	113	85
70	49	37
135	149	135
170	189	79
50	168	132
0	68	62
202	211	81
219	237	227
111	108	88
44	70	48
208	207	181
137	183	152
85	33	55
240	239	235


CMYK Uncoated			
C	M	Y	K
6	14	100	0
8	32	85	0
0	16	100	0
0	27	35	0
47	8	27	0
25	31	48	0
94	0	17	0
88	44	29	5
100	71	33	15
100	75	32	32
98	70	44	87
20	4	11	0
43	29	23	0
94	30	0	0
66	47	24	3
12	14	24	0
6	4	3	0
1	2	6	0
8	85	0	0
0	84	79	0
3	7	15	0
10	5	13	0
28	28	40	0
30	24	27	0
18	10	14	0
18	19	28	0
74	71	65	55
30	20	22	0
8	7	15	0
28	28	40	0
45	48	49	10
54	47	48	11
44	47	54	11
86	74	58	62
26	44	5	0
39	85	10	0
20	22	18	0
0	58	100	0
2	6	16	0
38	37	50	3
19	15	18	0
0	58	58	0
98	70	44	88
97	71	45	86
9	100	100	10
17	78	75	6
34	100	70	32
0	17	14	0
10	39	33	0
5	9	19	0
13	64	93	3
98	71	44	87
53	29	50	3
41	0	92	0
76	0	57	0
99	69	44	87
27	0	85	0
12	0	11	0
58	47	81	24
100	68	50	79
18	8	30	0
54	0	46	0
98	71	44	87
1	2	6	0

Studio


We know the importance of tactility when it comes to appreciating a good design, which is why the Studio range was created with the intention of creating versatile surfaces with unique, deep and registered textures, functionality and avant-garde melamine design are thereby combined.


D
—
Decorative surfaces

Recommended use

 General furniture and coverings for offices, kitchens, bathrooms and other.

Accessories

 **Laminate and edge banding**
To guarantee a correct match with our decorative melamine, we can offer both edge banding and laminate. Consult our website for details of the various options.




Benefits

 Registered texture

 Deep texture

 Natur rich

 Antimicrobial


* Antibacterial property. The surface of our melamines inhibits the growth or proliferation of bacteria, meaning that it prevents their reproduction and the bacteria age and die. This effect lasts throughout the lifetime of the product. The product has been certified by an external laboratory, IMSL (Industrial Microbiological Services) in the UK, following the procedure indicated by the ISO 22196 Standard: 2011. (Certificate of Analysis No. 1023308.1E-1). The test showed that 24 hours after contact, the bacterial population was reduced by >99.99%. This test is performed with two types of pathogenic bacteria: Escherichia coli (E. coli) and Staphylococcus aureus (S. Aureus).

* This antiviral property has been tested by AINIA, who have determined that after 24 hours of incubation it presents a reduction of 90% against an ineffective initial dose and an effectiveness of 77% against the influenza A (H3N2) virus (A/Hong Kong/8/68 H3N2) (ATCC VR-1679) according to the procedure based on the ISO 21702 standard: 2019 and the NF EN 14476 standard: 2013 + A2: 2019.

More information about the range here:




Certifications



NT


Fado

Fado is our newest registered finish, a very soft and elegant oak with cathedrals and some knots.




Blues

Inspired by the pore of oak wood, Blues is one of the deepest finishes in the collection with a silky feel and natural look.



Rock & Roll


The Rock & Roll finish fuses the distinctive features of various surfaces. This particularity makes it a tremendously versatile finish and combines perfectly with a wide variety of designs.



Tango

With a registered finish, Tango is born from the fusion between design and technology. The texture and wood grain go together in perfect synchronisation.


Textures



325B Roble Calima

Fado


NEW G5



326B Roble Estai

Fado


NEW G5



328B Roble Socaire

Fado


NEW G5



327B Roble Barlovento

Fado

NEW G5



329B Roble Bitácora

Fado

NEW G5

Fado



354B Roble Popa

Blues

NEW G4



355B Roble Proa

Blues


NEW G4



358B Roble Cabo

Blues


NEW G4



357B Roble Lof

Blues

NEW G4




359B Roble Azimut

Blues

NEW G4


Blues



264B Navia Natural

Blues


NEW Rich G4



265B Navia Brown

Blues

NEW Rich G4



262B Versalles Gris

Blues


NEW G4



263B Versalles Tostado

Blues


NEW G4



78E White Sr209

Blues

G4



15R Gris Coco

Blues


G4



15Y Roble Alabama

Blues


G4



61U Roble Memphis

Blues

G4



62U Roble Chicago

Blues

G4

NEW New

NT New texture

Rich Rich

G Group price

Rock & Roll



256B Quebec Claro
Rock & Roll
NEW NT G4



257B Quebec Natural
Rock & Roll
NEW NT G4



275B Montana Bruma
Rock & Roll
NEW NT G4



276B Montana Cognac
Rock & Roll
NEW NT G4



58U Pino Sacramento
Rock & Roll
G4



57U Roble Iguazú
Rock & Roll
G4



64U Roble Niágara
Rock & Roll
NT G4



11Y Pino Valkiria
Rock & Roll
G4




06Y Wild Wood
Rock & Roll
NT G4



07Y Copper Patina
Rock & Roll
G4

Tango



78E White SR209
Tango
G4



15R Gris Coco
Tango
G4



01Q Gris Tórtora
Tango
G4



71A Gris Gu
Tango
G4



10U Fresno Patagonia
Tango
G5




09U Fresno Pampa
Tango
G5



11U Fresno Plata
Tango
G5



08U Fresno Rosario
Tango
G5



Ideal


The Ideal range of glossy, matt and anti-fingerprint matt metallised surfaces for vertical use. Our new selection of metallic-look designs are the latest fashion in home decoration, especially in the kitchen. In combination with our Ideal Matt finish, we provide a matt anti-fingerprint surface with a silky touch that elevates the sophistication of this type of material.

D
—
Decorative surfaces


Alternative Designs


The Ideal Glow and Ideal Matt textures are available with all 1220 mm wide designs in the Duo range.

Recommended use

 Furniture and coverings for offices, kitchens or bathrooms.

Accessories










 **Laminate and edge banding**
To guarantee a correct match with our decorative, we can offer both edge banding and laminate. Consult our website for details of the various options.



Certifications




Benefits


-  Antibacterial material
-  Matt finish
-  High gloss mirror effect
-  Easy to clean
-  Vertical applications
-  Easy machining
-  Suitable for use in kitchen furniture according to the **UNE 56875 Standard**
-  Anti-fingerprint in the Ideal Matt texture
-  Low formaldehyde emissions

* Our E-Z products are low formaldehyde emitting (< 0.05 ppm according to EN 717-1) and have a Certificate of Conformity for compliance with US EPA TSCA Title VI and CARB Phase 2 formaldehyde emission requirements (< 0.11 ppm ASTM E 1333).


More information about the range here:




Ideal Glow
High gloss mirror effect.




Ideal Matt
Anti-fingerprint matt finish with a silky feel.




Blanco Extra LBE
Ideal Glow
NEW




060 Blanco Polar
Ideal Glow
NEW




252B Marfil Talco
Ideal Glow
NEW



Blanco Extra LBE
Ideal Matt
NEW



060 Blanco Polar
Ideal Matt
NEW



252B Marfil Talco
Ideal Matt
NEW




70A Perla
Ideal Matt
NEW




266B Champán Metalizado
Ideal Matt
NEW




8AR Bronce Sálvora
Ideal Matt
NEW



303 Gris Metalizado
Ideal Matt
NEW



8AQ Aluminio Cava
Ideal Matt
NEW



253B Titanio Tambo
Ideal Matt
NEW

Textures

Whites

Metallic

Equivalences

Pantone / RAL / NCS

These equivalences are approximate. The number in parentheses corresponds to the following classification: 1= very similar; 2= similar; 3= approximate.

Design	Code	Texture	Pantone	RAL	NCS
Blanco Polar/Balm	060	Ideal Glow / Matt	-	RAL9016(1)	S-0300-N (1)
Blanco LBE Extra/Balm	LBE	Ideal Glow / Matt	-	RAL9003(2)	S-0502-B (1)
Marfil Talco /Balm	252B	Ideal Glow / Matt	-	RAL1013(1)	S-0804-Y30R (1)

sRGB		
R	G	B
246	245	241
232	238	238
237	227	211

CMYK Uncoated			
C	M	Y	K
0	0	4	0
4	0	4	0
2	6	16	0


Technical Matt

D
—
Decorative surfaces



Technical Matt is a new range of decorative solutions specially designed for heavy-duty horizontal use. The surface combines acrylic lacquers and an electron beam drying system that gives it excellent properties: it is antibacterial and resistant to scratching and dry heat.

This collection of designs in an ultra-matt, velvet-touch, anti-fingerprint finish, for use on horizontal or vertical surfaces, is also suitable for food contact.

Recommended use

-  Furniture and coverings for offices, kitchens, bathrooms and other heavy-duty surfaces. Other heavy-duty surfaces: Daily use furniture, made-to-measure furniture, cladding, toilets, office...

Accessories










-  **Laminado / canto**
To guarantee a correct match with our decorative, we can offer both edge banding and laminate. Consult our website for details of the various options.
- 

Certifications




BRONZE


Benefits

-  Anti-fingerprint effect and scratch resistance ≥ 6 NW Standard 438-2
-  BLow gloss level: GU. 2%
-  UNE 56875V2-compliant and resistant to dry heat (160 °C/20') and suitable for contact with food EN 1186 and EN 13130
-  Highly scratch resistant ≥ 6 NW. Laminated for severe horizontal use UNE 438-3 HDS
-  Anti-bacterial
-  Easy to clean.
-  Resistant to disinfectants such as bleach (12%), hydrogen peroxide (30%) and sodium hydroxide (30%)
-  Can be used both horizontally and vertically. Office desks UNE 894-01
- 


More information about the range here:



Technical Matt
Ultramate antihuella de tacto aterciopelado.




Blanco
Technical Matt



Gris Claro
Technical Matt

NEW



Cashmere
Technical Matt

NEW



Titán
Technical Matt




Verde Glencoe
Technical Matt

NEW




Azul Ceylan
Technical Matt

NEW

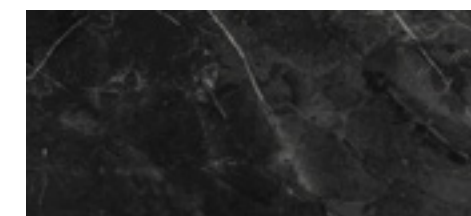


Negro
Technical Matt



Mármol Blanco
Technical Matt

NEW



Mármol Hades
Technical Matt

NEW

Equivalences

Pantone / RAL / NCS

These equivalences are approximate. The number in parentheses corresponds to the following classification: 1= very similar; 2= similar; 3= approximate.

Design	Texture	Pantone	RAL	NCS
BLANCO	TECHNICALMATT	***	RAL9016 (2)	S-0300-N (3)
GRIS CLARO	TECHNICALMATT	Cool Gray 3C (1)	RAL7035(1)	S-1502-G50Y(1)
CASHMERE	TECHNICALMATT	Warm Grey 1C(1)	RAL1013 (2)	S-1505-Y20R(1)
AZUL CEYLAN	TECHNICALMATT	532C (2)	RAL5000 (3)	S-6020-R80B (3)
VERDE GLENCOE	TECHNICALMATT	5467C(2)	RAL612(3)	S-7010-B90G(2)
TITAN	TECHNICALMATT	Cool Gray 11C (1)	RAL7012 (2)	S-7000-N (1)
NEGRO	TECHNICALMATT	426C (2)	RAL7021 (3)	S-8000-N (2)

sRGB

R	G	B
246	245	241
209	210	203
217	207	190
58	80	107
68	84	77
93	92	91
63	64	62

CMYK Uncoated

C	M	Y	K
0	0	4	0
16	10	17	0
11	12	24	0
100	80	36	33
99	52	81	50
67	63	63	39
97	71	45	86

Textures

Unicolors

Marble

Topglass

Topglass is a material that simulates the appearance of glass, but is much lighter and more resistant to breakage. Topglass Glow set of light shades with high-quality mirror-effect gloss. Topglass Matt includes a palette of neutral tones in matt anti-fingerprint finish with a premium-quality acid-etched glass

Recommended use

- For vertical surfaces: Kitchen fronts, office furniture, made-to-measure furniture, wall cladding, toilets, offices, etc.

Complementary Products

- Edge banding and HPL**
To ensure a correct match, both edge banding and 2 mm acrylic sheets are available for all the designs in the range. Consult our website for details of the various options.

Benefits

- A lighter, more break-resistant material than real glass
- Easy to clean
- Anti-bacterial
- Anti-fingerprint (in the case of the Matt finish)
- The brightness remains sharp regardless of the viewing distance in the case of the Glow finish. Glow Gloss 90°
- Matt Gloss 8°
- Light fastness so colours remain unaltered
- Modifiable surface
- Vertical applications

Careful small details and finishes are possible, 45° bevels or chamfers may be created.


More information about the range here:




D
—
Decorative surfaces




Topglass Glow
High-quality mirror-effect gloss with a translucent effect.




Topglass Matt
An innovative material that emulates the effect of acid-etched glass but is much lighter and more resistant.




Blanco Pure
Topglass Glow
NEW




Beige
Topglass Glow
NEW




Blanco Pure
Topglass Matt
NEW



Beige
Topglass Matt
NEW



Gris Souris
Topglass Matt
NEW



Ceniza
Topglass Matt
NEW

Equivalences

Pantone / RAL / NCS

These equivalences are approximate. The number in parentheses corresponds to the following classification: 1= very similar; 2= similar; 3= approximate.

Design	Texture	Pantone	RAL	NCS
BLANCO PURE	GLOW/MATT	***	RAL9016 (1)	S-0500-N (1)
BEIGE	GLOW/MATT	Warm Grey 1C (2)	RAL1013 (1)	S-0804-Y30R
GRIS SOURIS	MATT	Warm Grey 3C (2)	RAL7044 (3)	S-6502-R (1)
CENIZA	MATT	7540C (1)	RAL7039 (3)	S-2002-Y50R (1)

sRGB

R	G	B
240	239	235
237	227	211
200	194	187
102	96	96

CMYK Uncoated

C	M	Y	K
1	2	6	0
2	6	16	0
19	17	22	0
59	63	57	31

Textures

Glow

Matt

Natur

A range of natural veneers offering a variety of species and first-class raw material, capable of combining the advantages of technical wood with the authenticity of solid wood.

Tratamientos superficiales

The panels are delivered with their surfaces pre-sanded with 120 grit paper. As an option we present the Segá and Brushed finish.



Segá. This scratched treatment generates a rustic, worn look similar to the saw-cut effect. It can be applied to any veneer from our range.



Brushing. This treatment opens the pores of the wood, highlighting the structure while generating a marked visual and tactile effect. Ideal on oak, ash and chestnut trees. We differentiate between Type 1 Brushing as a smooth finish and deeper Type 2 Brushing.

Applications and recommendations

For surfaces used vertically and horizontally: Kitchen fronts, doors, custom-made furniture, coatings, etc. The panels are delivered with their surfaces pre-sanded with 120 grit paper, so before varnishing it is advisable to sand them with a finer grit. As a general rule, it is recommended to follow the instructions recommended by the coating manufacturers to find the most suitable products and processes for each application.

Certifications



PEFC or FSC Mix Credit certification available on request. Consult with our commercial team.

Definition of the panel faces





Top side

Depending on the quality of the natural veneer faces that cover the substrate, we distinguish the following veneered panel qualities: Plus Quality (033): well-defined structure and uniform colour. Suitable for use in high-end design, furniture fronts, panelling, doors, etc. Reconstituted veneers are identified with quality 031. Select quality (035): corresponds to the standard quality. Limited colour variation and generally pleasant appearance, with some presence of natural wood characteristics. Natural Quality (036): varied and irregular structure, with more contrasts and a series of short faces. Increased presence of natural features.

Panel rear face

Quality B (037): same veneer as the face but accepting greater variation in tone and structure. For applications where the rear face of the panel is sometimes visible. Contrabalance (040): this can be any wood and tone. For applications where the rear face of the panel is not visible.

Benefits

-  Natural surface
-  Higher dimensional stability and lighter weight than solid wood
-  Allows for better use of solid wood
-  Very versatile surface that allows a multitude of tones and finishes with varnishes, lacquers and oils

Edges

-  Natural wood edge sanded and not glued, thickness 0.5 mm or 1 mm. Width of 22, 34 or 44 mm. Other thicknesses and formats on request.

More information about the range here:



Birch



Sycamore



American Maple



White Beech



Ash



Valsain Pine



Pine



Quarter Pine



Pino Melis



Eucalyptus



Steam Beech



Anegre



Chestnut



White Oak



Quarter Oak



American Red Oak



American Cherry



Bosse Cedar

Natural Veneers



Iroko



Didetou



Amazakoué




Quarter Sapele



Crown Sapele




Etimoé



American Walnut



Sucupira



Wenge

Reconstituted Veneers



Oak SBA



Oak Bio

NEW



Oak Grey


NEW



Zebrano 7T235



Teka ST2T297




Walnut FN321


NEW



Wenge V46/V



Ebony 2E375



Mumbai Rosewood

NEW



Studio Natur

N
|
Natural decorative surfaces

We explore new concepts adapted to current and future trends, experimenting with new species and natural colourings to present a collection divided into three styles that enhance the authentic spirit of wood.

Tratamientos superficiales

The panels are delivered with their surfaces pre-sanded with 120 grit paper. As an option we present the Segá and Brushed finish.



Segá. This scratched treatment generates a rustic, worn look similar to the saw-cut effect. It can be applied to any veneer from our range.




Brushing. This treatment opens the pores of the wood, highlighting the structure while generating a marked visual and tactile effect. Ideal on oak, ash and chestnut trees. We differentiate between Type 1 Brushing as a smooth finish and deeper Type 2 Brushing.

Applications and recommendations

For surfaces used vertically and horizontally: Kitchen fronts, doors, custom-made furniture, coatings, etc.
The panels are delivered with their surfaces pre-sanded with 120 grit paper, so before varnishing it is advisable to sand them with a finer grit. As a general rule, it is recommended to follow the instructions recommended by the coating manufacturers to find the most suitable products and processes for each application.

Certifications



PEFC or FSC Mix Credit certification available on request. Consult with our commercial team.

Definition of the panel faces

Upper face

Depending on the quality of the natural veneer faces that cover the substrate, we distinguish the following veneered panel qualities:

The face of the panel will always be of Plus quality (033), suitable for use in high decoration, furniture fronts, panelling, doors, etc.

Panel rear face





Plus Quality (033): same veneer and quality on both sides of the panel.

Quality B (037): same veneer as the face but accepting greater variation in tone and structure. For applications where the rear face of the panel is sometimes visible.


In the case of Herringbone finishes and Roble Fumed Trinity, it will be the same veneer but without a geometric composition.

Counterbalance (040): can be of any shade and colour depending on factory option. For applications where the rear face of the panel is not visible. Roble Alba, Roble Rigato, Roble Rústico, Roble Country and Roble Nature Vintage can be supplied with a Finsa 036-quality natural oak rear face.


Benefits

-  Natural surface
-  Higher dimensional stability and lighter weight than solid wood
-  Allows for better use of solid wood
-  Very versatile surface that allows a multitude of tones and finishes with varnishes, lacquers and oils

Edges

-  Natural wood edge sanded and not glued, thickness 0.5 mm or 1 mm. Width of 22, 34 or 44 mm. Other thicknesses and formats on request.

More information about the range here:



AJ2 Keraban Sycamore Segá NEW ↔



AH6 Fresno Alba



AH5 Roble Alba



AJ6 Roble Rigato NEW



AH0 Espiga Goldoni NEW ↔



AH9 Espiga Foscarelli NEW ↔



AH4 Nogal Merlot NEW



AH8 Castaño Flavia NEW




AH3 Roble Country NEW




AF1 Roble Rústico




AF2 Roble Nature Vintage



AJ7 Roble Original NEW 0,9



AJ5 Roble Antique Segá NEW ↔



AJ4 Nogal Arno NEW



AF6 Eucalipto Fumed



AF4 Roble Fumed Venato NEW



AJ3 Moanda Wood NEW



AH7 Acra Wood NEW



AF4 Roble Fumed Trinity NEW ↔



AJ1 Jupiter Legno NEW

Organic

Rustic

Evoke

NEW New

0,9 Sheet thickness 0.9 mm

↔ Maximum width 1250 mm

Fibrapan Tex

T
|
Textured panels

The Fibrapan Tex range offer compact surfaces which are ideal for the application of different types of varnish or lacquer with an infinite number of effects and colours. The various textures, linear, geometric or fantasy shapes, offer great versatility in adapting to different spaces or decorative applications.

More information
about the range here:




Benefits

EZ Low formaldehyde emissions

* Our E-Z products are low formaldehyde emitting (< 0.05 ppm according to EN 717-1) and have a Certificate of Conformity for compliance with US EPA TSCA Title VI and CARB Phase 2 formaldehyde emission requirements (< 0.11 ppm ASTM E 1333).

Certifications



Recommended use




Ephemeral architecture:
Stands and exhibition supports.

Interior design:
Panelling, screens, lattices and decorative coatings.


Furnishings:
Home, auxiliary, hotels, offices and children's furniture.

Commercial premises:
Counters and displays.

Technical solutions:
Manufacture of acoustic elements and mouldings, bas-relief effects, product design.




Fibrapan E-Z Tex Prisma



Fibrapan E-Z Tex Cemento



Fibrapan E-Z Tex Mojave



Fibrapan E-Z Tex Trama



Fibrapan E-Z Tex Blocks



Fibrapan E-Z Tex Fuji



Fibrapan E-Z Tex Veta

Fibracolour Tex

T
|
Textured panels

The Fibracolour Tex range offer compact surfaces which are ideal for the application of different types of varnish or lacquer with an infinite number of effects and colours. The various textures, linear, geometric or fantasy shapes, offer great versatility in adapting to different spaces or decorative applications.

More information
about the range here:



Benefits

EZ Low formaldehyde emissions

* Our E-Z products are low formaldehyde emitting (< 0.05 ppm according to EN 717-1) and have a Certificate of Conformity for compliance with US EPA TSCA Title VI and CARB Phase 2 formaldehyde emission requirements (< 0.11 ppm ASTM E 1333).

Certifications



Recommended use


Ephemeral architecture:
Stands and exhibition supports.

Interior design:
Panelling, screens, lattices and decorative coatings.

Furnishings:
Home, auxiliary, hotels, offices and children's furniture.

Commercial premises:
Counters and displays.

Technical solutions:
Manufacture of acoustic elements and mouldings, bas-relief effects, product design.




Fibracolour Black E-Z Tex Prisma



Fibracolour Black E-Z Tex Cemento



Fibracolour Black E-Z Tex Mojave



Fibracolour Black E-Z Tex Trama




Fibracolour Black E-Z Tex Blocks



Fibracolour Black E-Z Tex Fuji



Fibracolour Black E-Z Tex Veta



Fibracolour Grey E-Z Tex Cemento

Fibranatur Tex

T
|
Textured panels

Fibranatur Tex allows you to enrich spaces, adding a greater sense of touch to the surface. The combination of natural wood veneer with the application of embossed finishes on the surface has resulted in a panel that combines the warmth and naturalness of wood with a surprising finish resulting from technological innovation.

More information
about the range here:




Benefits

EZ Low formaldehyde emissions

* Our E-Z products are low formaldehyde emitting (< 0.05 ppm according to EN 717-1) and have a Certificate of Conformity for compliance with US EPA TSCA Title VI and CARB Phase 2 formaldehyde emission requirements (< 0.11 ppm ASTM E 1333).

Certifications



Recommended use



Ephemeral architecture:
Stands and exhibition supports.

Interior design:
Panelling, screens, lattices and decorative coatings.

Furnishings:
Home, auxiliary, hotels, offices and children's furniture.

Commercial premises:
Counters and displays.

Technical solutions:
Manufacture of acoustic elements and mouldings, bas-relief effects, product design.



Fibranatur E-Z Tex Oak Mojave



Fibranatur E-Z Tex Oak Fuji



Fibranatur E-Z Tex Rutic oak Veta



Fibranatur E-Z Tex Walnut Mojave



Fibranatur E-Z Tex Walnut Fuji

Fibracolour

P
—
Decorative panels

Fibracolour range is composed of decorative wood fiber which is coloured throughout its mass.

Fibracolour is a product manufactured with non-toxic water-based pigments with low formaldehyde emissions. Its colouration is perfectly uniform throughout the entire dimension of the panel, and it is resistant to natural and artificial light.

Fibracolour Plast E-Z & Duo Range

The combination of Fibracolour with Duo Range of melamines meets the challenge of expressing the character of any interior space.

Fibracolour E-Z & Studio Natur

Fibracolour E-Z can also be combined with Studio Natur collection of natural wood veneers.

Recommended use



Ephemeral architecture:
Stands and exhibition supports.

Interior design:
Panelling, screens, lattices and decorative coatings.

Furnishings:
Home, auxiliary, hotels, offices and children's furniture.

Commercial premises:
Counters and displays.

Technical solutions:
Manufacture of acoustic elements and mouldings, bas-relief effects, product design.
Excellent performance as a substrate for digital technology printing.

Benefits



Coloured throughout mass



Easy machining




Low formaldehyde emissions

* Our E-Z products are low formaldehyde emitting (< 0.05 ppm according to EN 717-1) and have a Certificate of Conformity for compliance with US EPA TSCA Title VI and CARB Phase 2 formaldehyde emission requirements (< 0.11 ppm ASTM E 1333).

More information about the range here:



Certifications



Fibracolour Black E-Z




Fibracolour Anthracite E-Z



Fibracolour Grey E-Z



Fibracolour Red E-Z



Fibracolour Blue E-Z



Fibracolour Yellow E-Z

Twincolour


Twincolour is a decorative wood fiber panel composed of two outer layers of 3 mm Fibracolour Black E-Z and an inner layer of 10 mm Fibracolour E-Z in different colours. These panels allow the application of lacquers, waxes and varnishes and are suitable for pantographic processes, digital printing or application of textures on their surfaces.

Thanks to its physical characteristics, the Twincolour E-Z panel is ideal for original and unconventional decorative solutions such as pantographed or grooved outer faces of the panel, highlighting the interior formed by one of the coloured panels of the Fibracolour E-Z range.

More information about the range here:



Certifications



Recommended use




Ideal panel for original and unconventional decorative solutions, such as pantographing or grooves on the outer faces of the panel highlighting the interior.

Benefits




Low formaldehyde emissions


* Our E-Z products are low formaldehyde emitting (< 0.05 ppm according to EN 717-1) and have a Certificate of Conformity for compliance with US EPA TSCA Title VI and CARB Phase 2 formaldehyde emission requirements (< 0.11 ppm ASTM E 1333).




Twincolour Anthracite E-Z




Twincolour Grey E-Z



Twincolour Red E-Z



Twincolour Blue E-Z



Twincolour Yellow E-Z

Greenpanel



P
—
Decorative panels

Ultra-lightweight panels with high strength, consisting of thin MDF faces and an interior, with the latter arranged in a grid pattern. Also available in Fibracolor Black E-Z, which increases the decorative possibilities of the range.

More information
about the range here:




Benefits

-  Greenpanel is a panel with an extremely low weight
-  Low formaldehyde emissions

* Our E-Z products are low formaldehyde emitting (< 0.05 ppm according to EN 717-1) and have a Certificate of Conformity for compliance with US EPA TSCA Title VI and CARB Phase 2 formaldehyde emission requirements (< 0.11 ppm ASTM E 1333).

Recommended use

-  The uncoated edge of the panel gives it a great aesthetic personality for use in interior design. Its thickness and high dimensional stability make it particularly suitable for use and application in furniture, shelving, mobile panels, suspended ceilings, stands, displays and ephemeral architecture.



Greenpanel E-Z



Greenpanel Black E-Z

Compacmel Plus E-Z

Special Boards

A wood solution specially designed to be used in indoor environments with high humidity or applications requiring high resistance.

Features

Compac Plus/ Compacmel Plus products are the result of our firm commitment to technological development and innovation, diversifying our range to provide solutions for the most demanding projects.

Compac Plus is a high density wood fiber board (> 1000 kg/m³) with excellent physical-mechanical properties.

Certifications



Benefits

EZ Low formaldehyde emissions

* Our E-Z products are low formaldehyde emitting (< 0.05 ppm according to EN 717-1) and have a Certificate of Conformity for compliance with US EPA TSCA Title VI and CARB Phase 2 formaldehyde emission requirements (< 0.11 ppm ASTM E 1333).

Excellent mechanical properties (flexural strength, tensile strength, shock resistance, etc.) and dimensional stability

High moisture resistance (passes V313 and V100 tests)

Good relationship between quality and price

Ease of machining (cutting and drilling) and installation

Flame-retardant quality available

Antimicrobial

* Antibacterial property. The surface of our melamines inhibits the growth or proliferation of bacteria, meaning that it prevents their reproduction and the bacteria age and die. This effect lasts throughout the lifetime of the product. The product has been certified by an external laboratory, IMSL (Industrial Microbiological Services) in the UK, following the procedure indicated by the ISO 22196 Standard: 2011. (Certificate of Analysis No. 1023308.1E-1). The test showed that 24 hours after contact, the bacterial population was reduced by >99.99%. This test is performed with two types of pathogenic bacteria: Escherichia coli (E. coli) and Staphylococcus aureus (S. Aureus).

* This antiviral property has been tested by AINIA, who have determined that after 24 hours of incubation it presents a reduction of 90% against an ineffectif initial dose and an effectiveness of 77% against the influenza A (H3N2) virus (A/Hong Kong/8/68 H3N2) (ATCC VR-1679) according to the procedure based on the ISO 21702 standard: 2019 and the NF EN 14476 standard: 2013 + A2: 2019.

Recommended use *

Sports facilities: Lockers, dressing rooms and benches, shower enclosures...

Commercial facilities: Testers, counters, etc.

Cultural facilities: Cloakrooms, wardrobes, etc.

School and office furniture: Shelving, tables, desks, etc.

Kitchen furniture: Counter tops

Hospital equipment: Tables, beds, closet doors...

Storage: cabinets, shelves...

Air and ground transportation facilities. Hotel and hospitality equipment.

Equipment in shared areas of buildings. Suspended partitions for public restrooms. Panelling.

Access doors.
* **It is necessary to seal the edges**

Accessories

Laminate / edge banding
To guarantee a correct match with our decorative, we can offer both edge banding and laminate. Consult our website for details of the various options.

Compacmel Plus E-Z is available with the entire Duo collection in the Soft III texture.

Finsa Infinite Tricoya® Decor / Lam

Special Boards

Finsa Infinite Tricoya® is a high-performance MDF panel. It offers excellent durability and dimensional stability in the most extreme conditions, in both outdoor and indoor applications.



Certifications Tricoya®



Certifications Tricoya® Decor



Recommended use

Finsa Infinite Tricoya® Decor is suitable for a large number of indoor humid environment applications and Finsa Infinite Tricoya® Lam for outdoor use. This is due to its biological durability and high dimensional stability. For example, doors and Windows, partitions, frames, façade cladding, panels under the roof: soffits, end work on roofs, other outdoor applications that are secondary in construction, outdoor kitchens, signs, exterior work on shop fronts, garden furniture, fences and pot containers, play areas, sheds, greenhouses and other outdoor constructions, wet indoor areas, wall cladding in swimming pools, changing rooms, bathrooms, soundproofing barriers, lockers, toilet cubicles and other special fittings, cladding for train and underground installations, etc.

Accessories

Laminate / edge banding
To guarantee a correct match with our decorative, we can offer both edge banding and laminate. Consult our website for details of the various options.

Benefits

Durable
More durable, perfect for outdoor use or wet environments (indoor and outdoor).

Freedom of design
All the design, machining and assembly flexibility of MDF.

Fungal resistance
Effective barrier against fungal decay.

50-year warranty
Peace of mind with a Tricoya® warranty of 50 years above ground and 25 years on ground.

Dimensional stability
Swelling and shrinkage are drastically reduced.

Ideal for coating
Its improved stability and durability increase the service life of the coating.


Low maintenance costs
Significant reduction in the frequency of maintenance of exterior coatings.

Sustainable sources
FSC® and PEFC™ certification of sustainably managed forests.

Finsa Infinite Tricoya® Decor

Tricoya® Decor is suitable for very humid indoor applications

Soft III, Sandblasted Pore, Textile, Teide, Atlas, Nude, Boreal and Segá textures available.
* Other Duo designs subject to manufacturing minimums. Consult our commercial network.



Finsa Infinite Tricoya® Lam

Suitable for outdoor use.

Soft finish.
Laminate option without UV protection on the back.
Protected with adhesive film.



Service Programme 2022 — 2024



Finsa

finsa.com

[f](#) [t](#) [i](#) [p](#) [v](#) [i](#)n