

Finsa
Tech

Boards lightweight

Where volume becomes light.



Our lightweight boards help you reduce weight and transport costs. They are easier to handle than conventional boards and better for the environment as they consume fewer material resources.

Index

01. Features and Applications	06
02. Sustainability	08
03. FibraPan® 400 EZ	10
04. FinLight®	12
05. SuperPan® Star	14
06. GreenPanel®	16
GreenPanel® EZ	16
GreenPanel® Negro EZ	18
07. Technical Information	20

Features and applications

Lightweight boards reduce weight, require less material, and can be machined like any other wood-based board.

Features

Comfort

- They can be subjected to any process of handling, cutting, and edging with the tools commonly used with wood panels.

Lightness

- Clear improvement in terms of handling, occupational safety, and logistics (more cargo dispatched in each shipment).
- Significant weight reduction compared to a standard MDF.

Environment

- Environmentally friendly: 100% recyclable, material that captures CO2 and helps combat climate change.
- Innovative Product : efficiency in the use of resources.

Applications

- Home furniture
- Kitchen and bathroom furniture
- Office furniture: desks, office partitions
- Stands, displays
- Interior and closet doors
- Table tops
- Shelves
- Partitions, columns, ceilings
- Interior furniture for caravans
- Interior furniture for boats
- Panel manufacturing

01/



Load handling: reduces the risk of injury during manual load handling and allows the transport of large parts or packages.



Construction execution: optimization of time, labor, and resources related to the assembly and installation of the construction project.



Transportation and logistics: cargo optimization in land transport and maritime logistics.



Environmental protection: improves energy efficiency and reduces greenhouse gases.



Design: integration and creation of volumes adapting to different trends. They offer different possibilities in terms of finishes and coatings.



Cost: reduction of the cost associated with transportation, resources, and time.



Creation of new spaces: creating lightweight elements adapted to new construction methods and current ways of living by building open and flexible spaces.

Sustainability

02/

At Finsa , we think responsibly and manufacture all our products in compliance with the most demanding environmental standards and certifications.

Certificates

EPD® **Environmental Product Declaration**
It communicates the environmental impact of a material throughout its life cycle, from the raw material extraction process to the product manufacturing process.

Cradle to Cradle
Multi-attribute certification, directly linked to the Sustainable Development Goals (SDGs), demonstrating that a product is safe and circular.

The Material Health Certificate
This is a materials analysis based on the health assessment methodology of the Cradle to Cradle standard. This certification seeks to promote healthier and safer products.

Forestry Certifications
PEFC
PEFC chain of custody certification provides a verified and independent guarantee that products with the PEFC label contain certified forest material from sustainably managed forests.

FSC®
We have implemented an FSC® chain of custody certification system that allows us to supply certified wood products to customers, which are 100% recyclable and contribute greatly to the fight against climate change. This forest certification promotes certified wood, and to this end, we certify our farms and help our suppliers obtain their certification.

EUTR (EU Timber Regulation)As a sign of transparency, we voluntarily certify compliance with EU regulation 995/2010 regarding the legal origin of wood .

ISO
We have external certification that verifies the self-declaration of recycled material content under the two reference standards:

ISO 38200
This globally valid standard transmits information throughout the timber supply chain. of the products derived from it.

ISO 14021
Standard that establishes the requirements for environmental self-declarations made directly by manufacturers.

Sustainable building certifications

BREEAM, LEED, VERDE, WELL, and LBC
Our wood-based solutions help meet the requirements of sustainable building certifications.



03/



Hospitality

Third Day Coffee
Nord-Ost Studio
Gareth Hamilton

Antrim, Northern
Ireland 2022

FibraPan® 400 Natur
White oak European Oak

Tables and benches



FibraPan® 400 EZ

Homogeneous fibreboard with a density of 400 kg/m³ for general use in dry environments. Allows for machining and deep molding.

Decorative possibilities

N

Natural Decorative Surfaces

Natur
Studio Natur

Main features



The main characteristic of this product is its low density, between 400-450 kg/m³. It can be edged and cut with standard machinery. UL1-MDF classified (ultra-lightweight MDF boards used in dry environments) according to EN 622-5:2009. Formaldehyde emission: Class E05. EZ: Low formaldehyde emission CARB2 / EPA according to American regulations.

Recommended for

Covering with natural veneer, decorative papers, laminates or other films, machining, lacquering

Applications

Furniture and doors.

Areas of use

Living, retail, and hospitality.

Availability

Available in thicknesses between 18 and 70 mm.

Certificates



04/



Ephemeral architecture

Casa Decor
Izaskun Chinchilla

Madrid, Spain 2017

FinLight®

Acoustic ceiling panels



FinLight®

Very lightweight composite fibreboard consisting of thin fibreboard faces (FibraPan®) and very lightweight fibre filling (FibraPan® 300) for general use in dry environments. Allows for a wide range of decorative possibilities and very superficial machining on the faces.

Alternative possibilities



FinLight® FP
Lightweight chipboard Filling instead of MDF

Decorative possibilities*

D

Decorative Surfaces

Duo
Studio

Main features



Very lightweight composite fibreboard made of thin fibre faces of 3 or 6 mm (depending on the final product thickness) and a very lightweight fibre filling (FibraPan® 300). It combines a smooth, compact, and very resistant surface of thin MDF board with the lightness of the filling in very thick boards. It allows a large number of decorative surface options, allowing coatings with decorative paper on light and thick boards. Its fibre face allows very superficial machining and the possibility of quality lacquering. Possibility of cutting, machining, and edging with standard machinery. Suitable for use in a dry environment. Formaldehyde emissions: Class E1.

Recommended for

To Lacquering or coat

Applications

Furniture (shelving, shelves, tabletops, etc.), passage doors and technical doors.

Areas of use

Living, retail, workplace, and hospitality.

Availability

Available in the following thicknesses: 35, 38, 40, 50, and 60 mm.

Certificates



*With fibreboard (FibraPan®) or chipboard (FimaPan®) faces, 8 mm thick.


05/



Residential

SuperPan® Star

Sliding door



SuperPan® Star

Lightweight wood-based panel composed of wood fibre faces and particleboard interior for general use in dry environments. It maintains the technical properties and ease of processing of a standard panel with a weight 20% lower.

Alternative possibilities



SuperPan® Top Star
4 mm fibre faces

Main features

P2

Classified P2

Lightweight board composed of wood fibre faces and a particleboard interior combined with a lightweight polymer that achieves a weight 20% lower than a standard SuperPan® board while maintaining physical-mechanical properties similar to those of a chipboard. It has a smooth and perfectly calibrated fibre surface, suitable for a wide range of decorative coatings. It combines all the advantages of SuperPan® boards with a lower weight, offering a lightweight, versatile and technically effective solution. Classified P2 according to UNE-EN 312. Formaldehyde emission: Class E05 .

Recommended for

Cover with decorative paper or natural veneer, films, etc., and lacquer.

Applications

Interior carpentry (furniture, wardrobes and interior doors), technical partitions and prefabricated constructions.

Areas of use

Living, retail, workplace, and hospitality.

Availability

Available in thicknesses between 19 and 44 mm.

Certificates



06/



Workplace

Rehabilitation Studio
Ágora Architecture
 Agora Architecture

Barcelona, Spain 2022

GreenPanel® EZ

Table and shelves



GreenPanel® EZ

Ultra-lightweight composite panel that combines technical and decorative aspects. Composed of 4 mm MDF faces and an internal 3 mm MDF framework, which gives it great stability and resistance.

Main features



Very low-density composite board with 4 mm MDF (FibraPan®) faces, enabling surface machining. Its interior is made of a 3 mm MDF grid, which gives it great strength and stability, especially recommended for applications requiring a balance between low weight, high stability and resistance. Cutting and edging is possible with standard machines. Suitable for use in dry environments. Formaldehyde emission: Class E05. EZ: Low formaldehyde emission CARB2 / EPA according to American regulations.

Recommended for

Lacquering, covering with natural veneer or other films

Applications

Furniture (shelves, tables...), large-format and sliding interior doors, ceiling coverings, partitions, and technical screens.

Areas of use

Living, retail, workplace, hospitality, ephemeral architecture, tertiary sector, and mobility/locomotion.

Availability

Available in the following thicknesses: 28, 38 and 50 mm.

Certificates





Ephemeral architecture

**FS Experience
Space at Design
Week Marbella.**
Francisco Segarra

Marbella, Spain 2021

GreenPanel® Negro EZ,
FibraColour® Negro
EZ, and SuperPan®.

Stand construction



GreenPanel® Negro EZ

Ultra-lightweight composite panel coloured black, combining technical and decorative aspects. Composed of faces and internal framework in 3 mm MDF, coloured black throughout. This grid arrangement provides great stability and resistance, and a high aesthetic value when viewed from the edge.

Main features



Very low-density composite board with 3 mm black coloured MDF faces (Fibracolor black EZ). Its interior is made of a 3 mm MDF grid, which gives it great strength and stability, especially recommended for applications that require a balance between low weight, high stability and resistance. Cutting and edging is possible with standard machines. Suitable for use in dry environments. Formaldehyde emission: Class E05 . EZ: Low formaldehyde emission CARB2 / EPA according to American regulations.

Recommended for processes

Lacquering , covering with natural veneer or other films

Applications

Furniture (shelves, tables...), large-format and sliding interior doors, ceiling coverings, partitions, and technical screens.

Areas of use

Living, retail, workplace, hospitality, ephemeral architecture, tertiary sector, and mobility/locomotion.

Availability

Available in thickness: 38 mm.

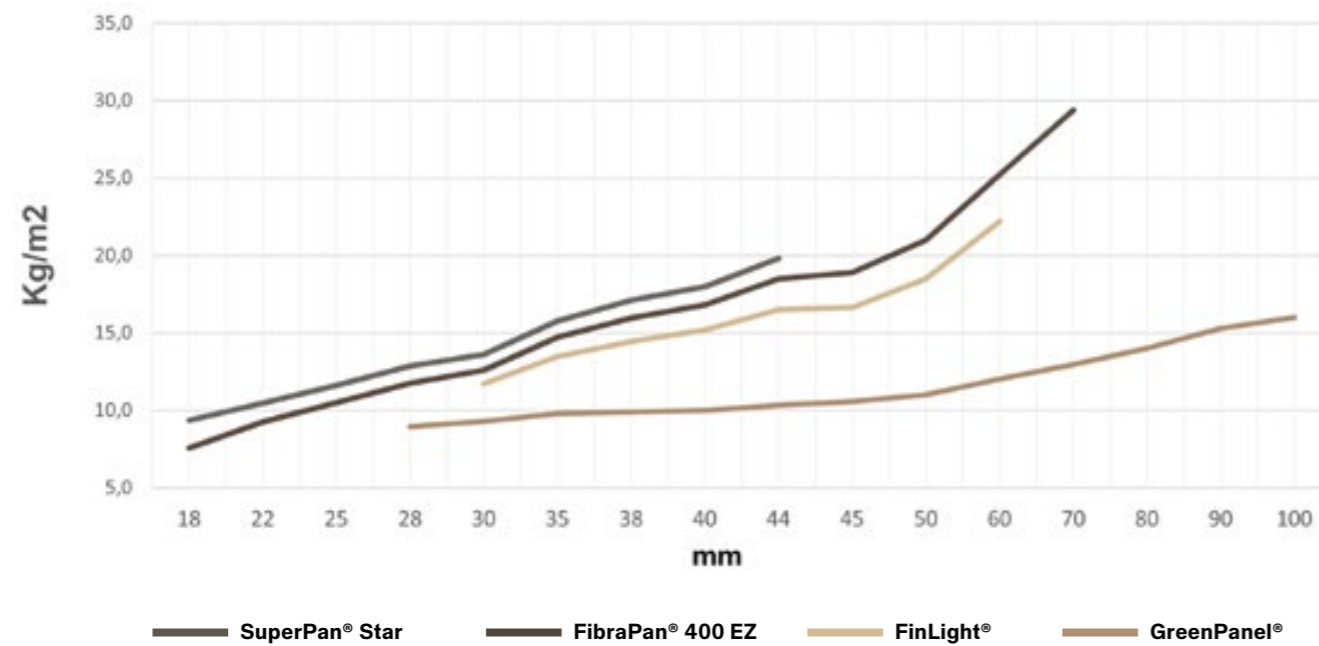
Certificates



Technical information

07/

Comparison by thickness (mm)



Application Guide*

	FibraPan® 400 EZ	FinLight®	SuperPan® Star	GreenPanel® EZ
Lightness	★ ★ ★	★ ★ ★	★ ★	★ ★ ★ ★ ★
Bending resistance	★ ★	★ ★ ★	★ ★ ★ ★	★ ★ ★ ★ ★
Res. surface screw starter	★ ★	★ ★ ★	★ ★ ★ ★	★ ★
Res. screw starting point on edges	★ ★ ★	★ ★	★ ★ ★ ★	★
Volume	★ ★ ★ ★	★ ★ ★	★ ★	★ ★ ★ ★ ★
	Thicknesses 18 to 70 mm	Thicknesses 35 to 60 mm	Thicknesses 19 to 44 mm	Thicknesses 28 to 50 mm

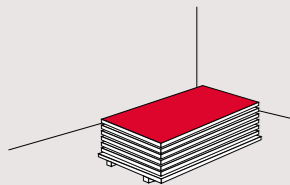
* Indicative



07/1 General recommendations

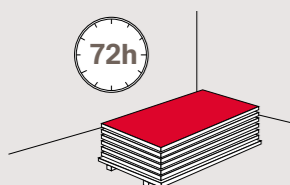


Storage



- It must be stored in enclosed, ventilated, and dry places, protected from the sun, rain, frost, and splashes of chemicals, in compact stacks.
- Pallets must be placed on a level and flat surface, and the boards must be kept packaged under conditions similar to those of the original packaging to maintain their properties correctly. When stacking packages, vertical alignment of the supports is recommended to avoid deformation.
- Avoid exposing the board to different humidity and temperature conditions on each of its sides, as well as prolonged storage.
- Humidity fluctuations are more pronounced at the edges, so protecting them with proper packaging is especially important.

Acclimatisation



- Wood and any board derived from it, due to its hygroscopic properties, absorbs and releases moisture from the surrounding environment, depending on the temperature and humidity conditions of that environment, which causes dimensional variations.
- Pre-conditioning of the boards is recommended. Before processing, it is recommended to acclimate them to the environment for at least 72 hours before use.
- When installing, the panels must be stabilized at the installation site to achieve balance and minimize dimensional variations once installed.
- Cut pieces must be stored correctly and, in the case of installation, must be stabilized prior to installation in the same installation location.

Handling

- The product must be handled with due precautions, like any board, avoiding intense rubbing between the faces that could damage the decorative surface.
- We recommend special care against strong lateral impacts or falls of the board to the ground, as its interior may be damaged.

Cutting and machine

- For cutting and machining the board, the usual tools for other wood-based panels can be used, although parameter adjustments (cutting speed, feed rate) may be necessary for a good final finish.
- For a clean and precise cut, it is important to ensure good board clamping during the process and avoid vibrations. In the case of composite panels, it is recommended to adapt the cutting parameters to the density of the outer layers and the internal structure of the core, paying special attention to the edge finish. The use of cutting systems that guarantee precision on both sides will allow for better results in visible applications.
- It is recommended to consult your usual tool supplier for more information and advice.

Technical specifications

Visit our website and consult the technical data sheets of our products.



These technical data are indicative. Due to the continuous development of the product and the standards governing it, some parameters may be modified.

07/2 Specific recommendations

The following recommendations are specific to the various lightweight boards mentioned in this catalog.

FibraPan®400 EZ

Decorative paper coating

FibraPan® 400 EZ is not a board suitable for direct covering with standard decorative paper in short-cycle presses. Please request information about our options with varnishable decorative paper.

EndLight®

Recommendations for cutting, machining, drilling, gluing, and edging.

The cutting, machining, and edging processes are similar in terms of working conditions (speed, pressure, temperature) to those normally used. The edges must be protected against impacts, shocks, wear, and moisture. We recommend using edges with greater hardness (e.g., PVC or ABS), wood veneer or laminate, or metal or plastic profiles. Once processed, it is essential that the final product is properly insulated and sealed on all four edges to prevent swelling.

Decorative paper coating

FinLight® is not a board suitable for direct covering with decorative paper in short-cycle presses. Please request information about our options for decorative paper coatings.

Natural sheet metal cladding

Recommended working conditions:

- Pressure: 3 or 4 kg/cm²- Temperature: 120/140°C - Pressing time: depending on the type of glue.

High-pressure laminate coating

Recommended working conditions:

- Pressure: 3 or 4 kg/cm² - Temperature: 120/140°C

Hardware

Joining hardware



TAB 20HC
Manufacturer: Häfele
Thickness: 32-60 mm
without frame



RAFIX 20HC
Manufacturer: Häfele
Thickness: 32-50 mm
without frame

Screws / bolts



VARIANT
Manufacturer: Häfele
Drill 3 / 5 mm



M20 connecting bolt
Manufacturer: Häfele
Drill 5 mm

Insert tacos



Self-drilling anchors
Manufacturer: Any
Improves edge
fastening (low-demand
fastening)

Our solutions are compatible with any standard hardware available on the market. Similarly, you can find a wide range of special hardware suitable for use with our panels on the market. For more information, please consult the following websites: Häfele (hafele.com) and Hettich (hettich.com).

The basic principles for using hardware are as follows: distribute forces across the board and avoid stressing it during installation; instead, apply compression. Preferably screw into the face, or for the same fastening, perpendicular to the face and edge. In furniture pieces that require edge anchoring, it is advisable to reinforce the board by adding wooden frames, which provide resistance to the use of hardware and/or screws.

The information in this section corresponds to general recommendations. It is recommended to contact your usual supplier of machinery and tools for more information and advice, respecting the instructions and guidelines given by the manufacturer. It is the end user's responsibility to verify if this product is suitable for their needs, in relation to the type of tools to be used and the environmental conditions of application.

07/3 GreenPanel® Recommendations

On this page, you can find specific recommendations for GreenPanel®.

Glued

As with standard MDF boards, GreenPanel® can be veneered using white wood glue. It is also possible to use veneer, CPL or HPL (laminate). For best results, it is recommended to veneer both sides with the required material.

	Natural Veneer	HPL
Temperature	90°C	90°C
Pressing time	2 minutes	2 minutes
Pressure	Max. 0.5 kg/cm ²	Max. 0.5 kg/cm ²
Amount of adhesive	100 g/m ²	80 g/m ²


Decorative paper coating GreenPanel® is not a board suitable for direct coating with decorative paper in a short-cycle press. Please request information about our options.

Edgebandings

GreenPanel® can be edge-banded like any other wood-based panel up to a thickness of 38 mm. The edge must have a minimum thickness of 2 mm. Above 38 mm, fine adjustment of the edge banding machine is required. From 60 mm upwards, a support edge is recommended.

Screws

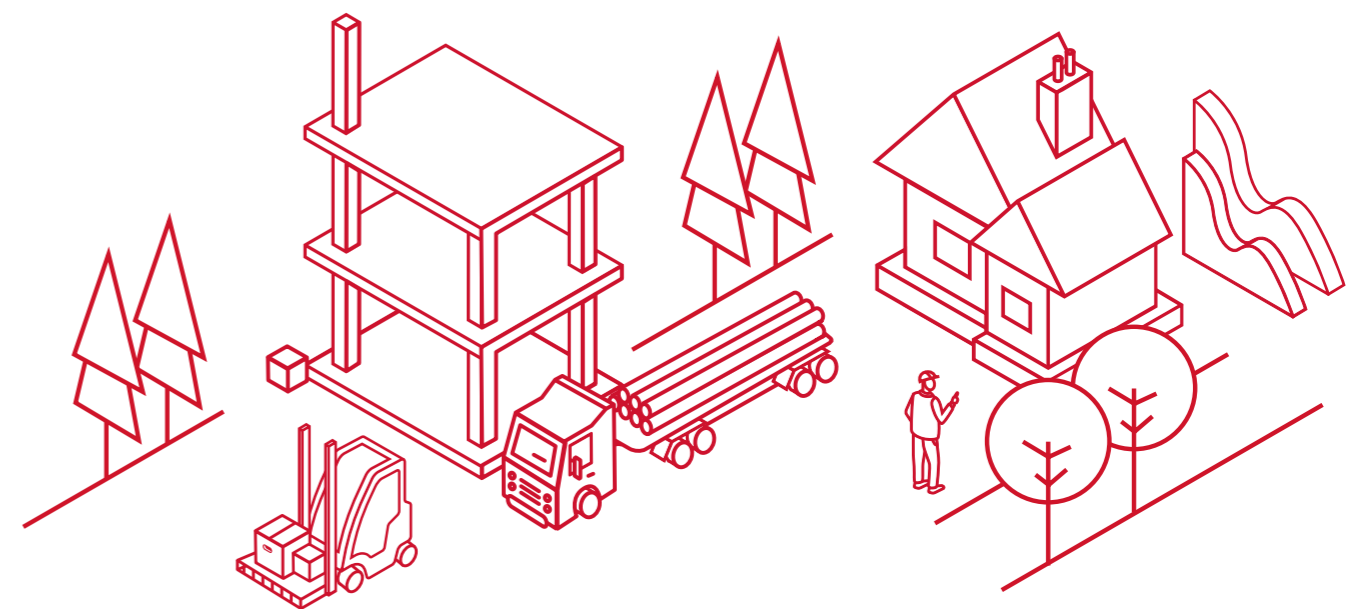
The reference screw for fixing rails, hinges and other standard connecting hardware is the Varianta HC screw from the manufacturer Häfele. The following image shows the different types of 3 and 5 mm drill screws.



Service Program 2025–2028

In this service program, you will find information about our offerings, available references for parcel delivery and panels from the unit included in our ranges, including the areas of Finsa Design, Finsa Tech, and Finsa Process.

Discover more availability guides on our website.



Finsa

finsa.com

