

Finsa Process

Finsa Process



1

Modules

Pro
Max

2

Worktops

Fintop +
Fintop Lam
Fintop SQ

3

Fronts

Finporta

Modules

Pro

Professional series of kitchen modules that offer a wide variety of sizes, options and items that allow you to fit it into any project

Main features

Baseboard

Fimaplast moisture resistant 16 mm, with a double-sided design and finish

Edge

Front section in 1 mm PVC, others in 0.4 mm PVC

Back

Fimaplast Standard 6 mm, White on both sides or design/kraft

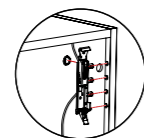
Assembly

Allen assembly screw + Wooden peg

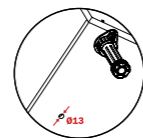
Packaging

Shrink wrap with MR identification

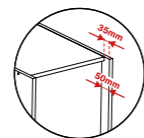
Technical specifications



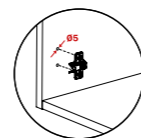
Machining for MRden hanger
*Hangers not included



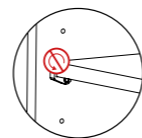
Suitable for 40/50 mm fin
* Legs not included



Rear recess with space for sockets, pipes and ventilation



Ø5 mm holes for hinges



Anti-roll Rack holder



More information

Manufactured on a 16mm moisture resistant Fimaplast baseboard, it has excellence performance in humid environments. This quality of board offers an advantage in terms of hardware anchorage and flex. The melamine coating allows easy cleaning, is scratch resistant and has an antibacterial surface.



Moisture resistant



E05



Anti-bacterial



Good fastener performance




Machined



Bending resistance

Designs



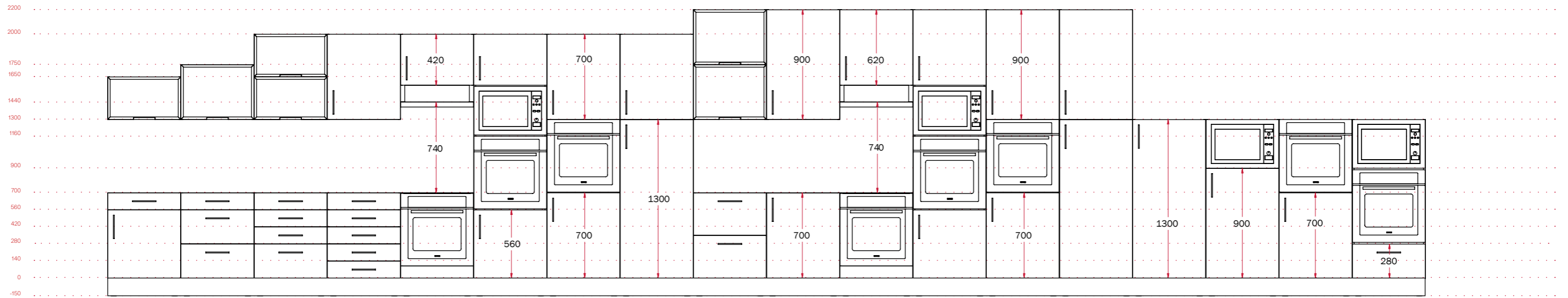
Blanco Medio Soft III



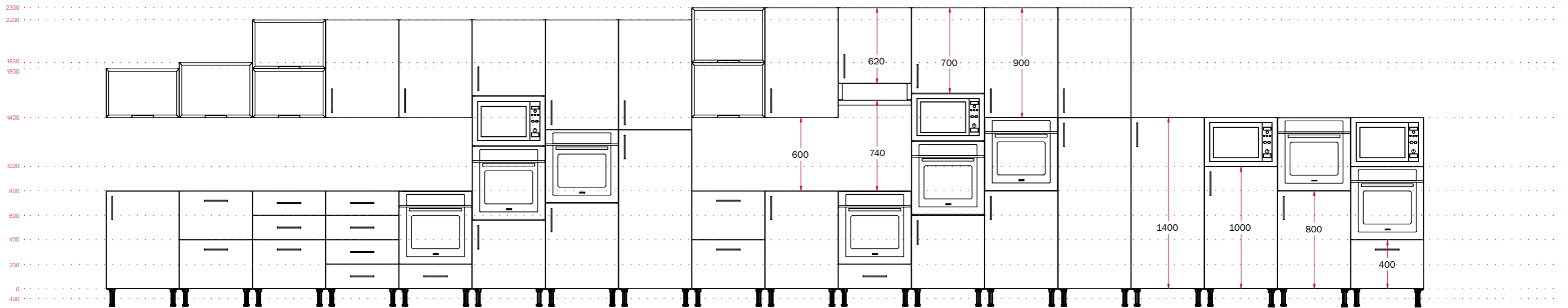
Aluminio Soft III

Pro range module diagram

Module diagram with low H70

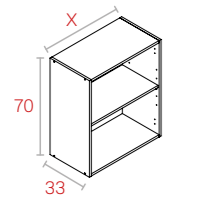


Module diagram with low H80



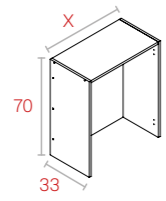
Modules Pro

High



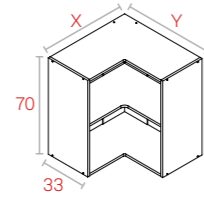
High Module H70

X	30	35	40	45	50
	60	70	80	90	100



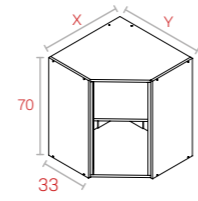
Dish drainer module H70

X	60	80	90
---	----	----	----



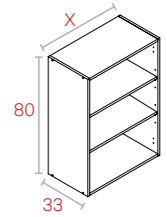
"L" Corner Module H70

X	Y
63 x 63	
64 x 65	



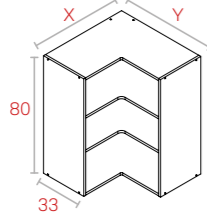
Corner Module with Chamfered Corner H70

X	Y
63 x 63	
59 x 60	



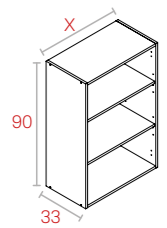
High Module H80

X	30	35	40	45	50
	60	70	80	90	100



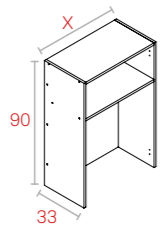
"L" Corner Module H80

X	Y
63 x 63	
64 x 65	



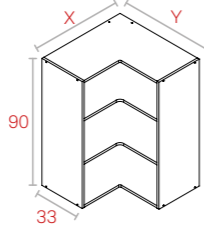
High Module H90

X	30	35	40	45	50
	60	70	80	90	100



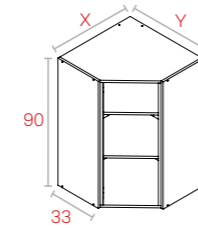
Dish drainer module H90

X	60	80	90
---	----	----	----



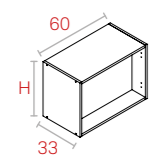
"L" Corner Module H90

X	Y
63 x 63	
64 x 65	



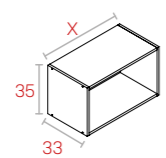
Corner Module with Chamfered Corner H90

X	Y
63 x 63	
59 x 60	



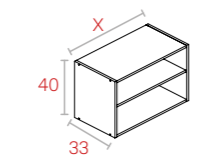
Hood Cover Module

H	42	62
---	----	----



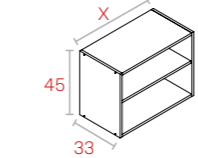
Horizontal Module H35

X	60	80	90
---	----	----	----



Horizontal Module H40

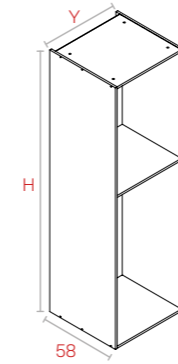
X	60	80	90
---	----	----	----



Horizontal Module H45

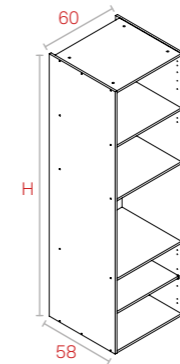
X	60	80	90
---	----	----	----

Low



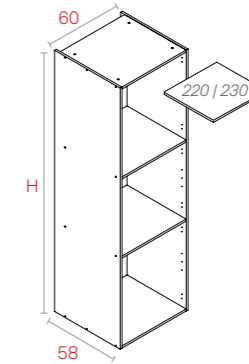
Pantry Column

HxY	200x40	200x60
	220x40	220x60
	230x40	230x60



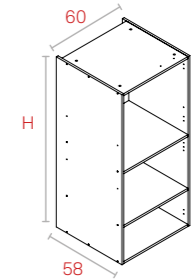
Oven+Microwave column

H	200	220	230
---	-----	-----	-----



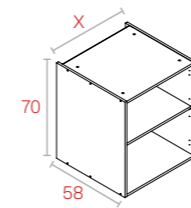
Oven / Pantry Column

H	200	220	230
---	-----	-----	-----



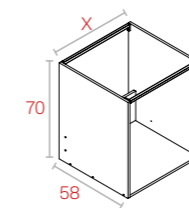
Semi-column

H	130	140
---	-----	-----



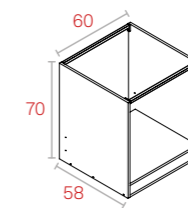
Low Module B70

X	15	30	35	40	45	50
	60	70	80	90	100	120

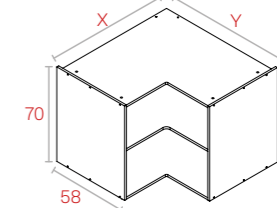


Sink Module B70

X	45	50	60	70
	80	90	100	120

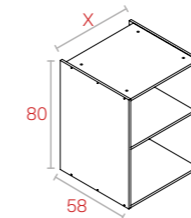


Oven Module B70



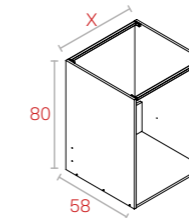
"L" Corner Module B70

X	Y
93 x 93	
94 x 95	
108 x 108	



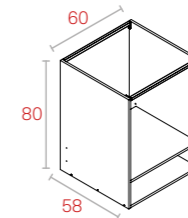
Low Module B80

X	15	30	35	40	45	50
	60	70	80	90	100	120

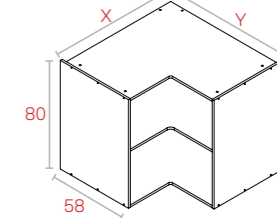


Sink Module B80

X	45	50	60	70
	80	90	100	120



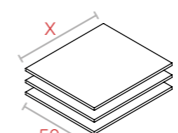
Oven Module B80



"L" Corner Module B80

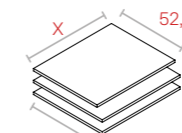
X	Y
93 x 93	
94 x 95	
108 x 108	

Accessoires



Pack including Mobile shelves

X	36,7 (40)	56,7 (60)
---	-----------	-----------



Pack including Base+Lid+Fixed back

X	41,8 (45)	46,8 (50)
---	-----------	-----------

Availability of:

- Panels with and without groove
- Packs of machined side pieces
- Board for rear panels
- Other module sizes

Consult our commercial network.

Modules

Max

Professional kitchen module series created to develop projects where the quality of materials and design are vital.



Main features

Baseboard

Fimaplast moisture resistant 19 mm, with double-sided design.

Edge

Front panels in 1 mm ABS, others in 0.4 mm ABS

Back

Fimaplast standard 6 mm with double-sided design

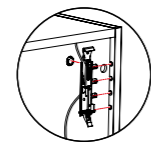
Assembly

Allen assembly screw + Wooden peg

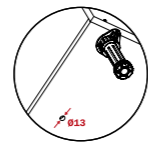
Packaging

Shrink wrap with MR identification

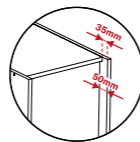
Technical specifications



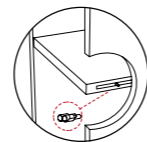
Machining for concealed hanger
*Hangers not included



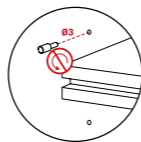
Suitable for 40/50 mm fin
* Legs not included



Rear recess with space for sockets, pipes and ventilation



Anti-roll shelves with concealed fittings



Discrete Holes

More information

Manufactured with a 19 mm moisture resistant Fimaplast baseboard for a more robust module that offers excellent performance in humid environments. This board quality offers an advantage in terms of hardware anchorage and flex, compared to other boards.

The melamine coating allows for easy cleaning, is scratch resistant and has an antibacterial surface.

The edges are banded with ABS.



Moisture resistant



E05



Anti-bacterial



Good fastener performance



Machined



Bending resistance

Designs



Blanco Polar Soft III



Gris Gu Soft III

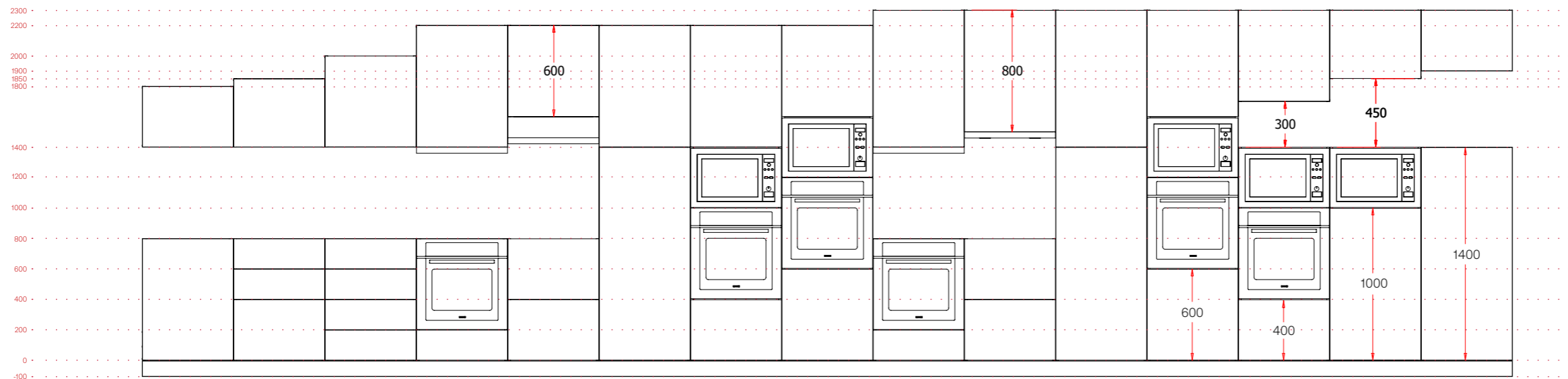
Max range module diagram

Module diagram with low H80

Extra space and ergonomics

The development of the furniture has been carried out with the aim of achieving better ergonomics, increased storage capacity, a very careful design with micro-drilled holes and shelves with invisible fixings.

The two design alternatives offered respond to clear + market trends and fit in perfectly with the best-selling kitchen fittings and fronts.



Modules Max

High

Upper Module H80

$$X \begin{array}{c|c|c|c|c} 30 & 35 & 40 & 45 & 50 \\ \hline 60 & 70 & 80 & 90 & 100 \end{array}$$

"L" Corner Module H80

$$\begin{array}{c} X & Y \\ \hline 63 & x & 63 \\ \hline 64 & x & 65 \end{array}$$

Horizontal Module H40

$$X \quad 60 \quad | \quad 80 \quad | \quad 90$$

Upper Module H60

$$X \quad 60 \quad | \quad 80 \quad | \quad 90$$

Upper Module H90

$$X \begin{array}{c|c|c|c|c} 30 & 35 & 40 & 45 & 50 \\ \hline 60 & 70 & 80 & 90 & 100 \end{array}$$

"L" Corner Module H90

$$\begin{array}{c} X & Y \\ \hline 63 & x & 63 \\ \hline 64 & x & 65 \end{array}$$

Horizontal Module H45

$$X \quad 60 \quad | \quad 80 \quad | \quad 90$$

Low

Lower Module B80

$$X \begin{array}{c|c|c|c|c} 15 & 30 & 35 & 40 & 45 & 50 \\ \hline 60 & 70 & 80 & 90 & 100 & 120 \end{array}$$

Sink Module B80

$$X \begin{array}{c|c|c|c} 45 & 50 & 60 & 70 \\ \hline 80 & 90 & 100 & 120 \end{array}$$

Oven Module B80

"L" Corner Module B80

$$\begin{array}{c} X & Y \\ \hline 93 & x & 93 \\ \hline 94 & x & 95 \end{array}$$

Columns

Pantry Column

$$H \times Y \begin{array}{c|c} 220 \times 40 & 230 \times 40 \\ \hline 220 \times 60 & 230 \times 60 \end{array}$$

Oven+Microwave column

$$H \quad 220 \quad | \quad 230$$

Semi-column

Accessoires

Pack including Slotted mobile shelves

$$X \begin{array}{c} 36,2 \quad (40) \\ \hline 56,2 \quad (60) \end{array}$$

Availability of:

- Panels with and without groove
- Packs of machined side pieces
- Board for rear panels
- Other module sizes

Consult our commercial network

Worktops

Fintop+

Kitchen worktop developed as a horizontal solution to meet the demands of everyday use. It has antibacterial protection and features a decorative design on the top, back side and insulating back edge. The technology used in the manufacture of the surface allows the worktop to comply with the tests of the kitchen standard UNE 56875.

Main features

Baseboar

Superpan Decor moisture resistant 30 mm - 42 kg/ud
 Superpan Decor moisture resistant 38 mm - 53 kg/ud

Dimensions

3660x630 mm

Front edge

Double, postformed: 3 mm radius

Other features

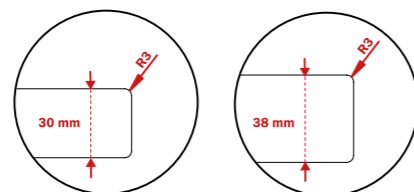
Generic back edge	Coated counterface
Sealing gasket	Protected with film

Comments

The diverse range of colours and options also allows this product to be used for other applications such as: work tables, catering furniture, etc. Availability of:

- Edge banding of each design to finish off the sides.
- Aluminium profiles for straight and corner joints.
- Worktop connection fittings

Profiles



More information

Range of kitchen worktops developed based on our exclusive moisture resistant Superpan, which gives the product high impact resistance, superior cutting quality for perfect joints and greater resistance to humid environments.

It is available in two thicknesses, 30 mm and 38 mm, providing a feeling of firmness and robustness. The entire Fintop+ range is supplied postformed on the front, giving it an image of continuity and avoiding joints that accumulate dirt.

Thanks to the technology used in the melamine coating, we can offer products with designs and textures similar to natural materials that are suitable for contact with food, easy to clean, resistant and equipped with an antibacterial treatment.

We have made a selection of decorations that incorporate exclusive designs for all tastes. Most of the items are from our Duo range, which greatly facilitates combinations with fronts and finishes, as well as using the same tones in projects with shared spaces such as kitchens that open out onto a living room.

We also manufacture counters on request.

To ensure the longest possible service life, Fintop+ worktops come with a coated counterface and edged back. We also incorporate a sealing gasket on the front to prevent water dripping into the furniture.



Designs


Fintop+ 30 Pallet



47S Granito Gala
Moa




02E Claro Trento
Moa



94D Pizarra
Moa



06F Cemento
Moa



46S Granito Labrador
Moa




98G Textil Cuero
Moa



0AU Amarillo Pompeya
Balm




7AT Verde Oliva
Balm



97D Negro Trento
Moa




024 Haya Laminado
Antiq




8AE Hygge Pine
Antiq



58V Vintage Wood
Antiq



21Y Roble Olbia
Antiq



43S Roble Block
Antiq



33Y Roble Winchester
Antiq

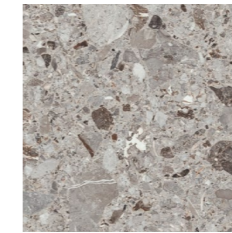


55F Albura Block
Antiq


Fintop+ 30 Picking



44V Luna Nueva
Moa




1AR Pietra Iseo
Moa




72Y Mármol Blanco
Balm




2AE Mármol Atenea
Balm



1AT Mármol Hades
Balm



8AQ Aluminio Cava
Balm



030 Blanco Super
Balm




206 Gris 004
Balm



41G Roble Hera
Antiq



80Y Roble Hércules
Antiq




06Y Wild Wood
Antiq


Fintop+ 38 Picking



9AS Creta Marfil
Moa



9AQ Corona Basalto
Moa



3AT Bohemian Blanco
Antiq



9AR Hickory Frida
Antiq




6AS Roble Amazona
Antiq




4AE Roble Eternity
Antiq

Fintop+ 38 Pallet



0AR Lava Stone
Moa



2AS Corona Bronce
Moa

Finishes



Moa

A beaded stone-effect texture, matt and soft to the touch. It has a homogeneous structure that blends perfectly with various kinds of decors: cements, limestone, granite, terrazzo, rusty, etc.



Balm

Super-matt texture and a pleasant warm touch that resists fingerprint stains effectively. Balm is a very versatile finish, which works perfectly with single colours, metallic textures or marble without dulling the intensity or colours of the décor.



Antiq

Very deep texture with rustic brushed wood effect. It has a touch of warmth and a matt appearance. Its homogeneous structure is very versatile and can be combined with smooth woods as well as with rustic and planked woods.



Worktops

Fintop Lam

Range of ultra-thin kitchen worktops. With its wide collection of designs and realistic finishes, it is a sustainable and competitive solution.

Main features

Baseboard

Compac Plus E-Z 3600x630x13 mm - 29 kg/ud

Front edge

Double, postformed: 5 mm radius

Other features

Coated counterface

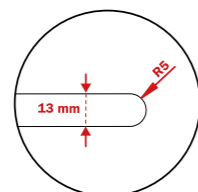
Comments

The diverse range of colours and options also allows this product to be used for other applications such as: work tables, catering furniture, etc.

Availability of:

- Edge foil of each design for finishing
- Aluminium profiles for straight and corner joints
- Panelling board 3600x1400x13 mm
- Crown/plinth in 3600x150x13 mm

Profiles

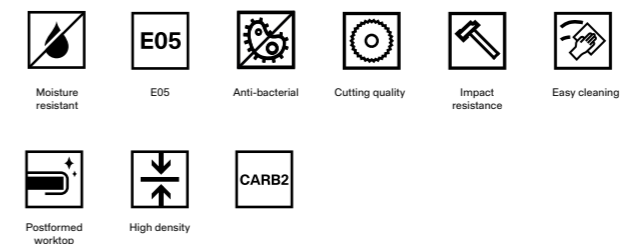


More information


This worktop has been developed based on our exclusive Compac Plus, a high-resistance board with a density of over 1000 kg/m³. This support gives the product a high resistance to impact and excellent performance in humid areas.

The laminate coating complies with all worktop regulations, providing protection against scratches and stains, and is very easy to clean.

With Fintop Lam, it's very easy to create kitchens with splashbacks, islands, panelling and other compositions



Designs



06QN Blanco
Sef




3377 Nazca
Petre




1W02 Cemento Gris
Reflex



3412 Rusty Bronze
Petre



3366 Gris Absoluto
Petre




3355 Cream Caliza
Petre (*)




3451 Winter Storm
Velvet (*)




3450 Summer Storm
Velvet (*)



3447 Beige Pulpis
Velvet (*)



3446 Stone Pulpis
Velvet (*)




3476 Black Emperor
Velvet (*)


*These six designs are also available in laminate HPL




Finishes



SEF
Smooth texture and matt sheen.



Petre
Smooth stone texture.



Velvet
Velvety texture.



Reflex
Stony texture with slight metallic flashes.

Worktops

Fintop SQ NEW

A range of straight-edged worktops that combine an ultra-resistant Superpan moisture resistant stand with a range of decorative elements that add a modern look to the kitchen design. Easy to clean, resistant to moisture and with antibacterial surface, has edges and splashbacks to match.

Main features

Baseboard

Superpan Decor moisture resistant 38 mm - 53 kg/ud

Dimensions

3660 x 630 mm

Edge

ABS edge of 1.5 mm and 1 mm in the case of Technical Matt, guaranteeing an elegant and contemporary look in every kitchen. They have a coated back side and a generic edge on the back.

Comments

The combination of designs and textures from the range on the ultra-resistant Superpan moisture resistant baseboard makes our Fintop SQ worktop an ideal solution for any of your projects. The ABS edge and PUR gluing, which provide greater heat and wear resistance than other materials, offer maximum guarantees for daily use. In addition, the technology used in the manufacturing of the surface allows the worktop to meet the tests of the UNE 56875 kitchen standard.

Availability of

- Splashbacks available
- Edges in rolls to finish the projects to measure
- Edge effect test available in some designs
- Designs available in ranges of Finsa Design
- Hardware for joining countertops



More information

Superpan is a board composed of wood fiber faces and a core of agglomerated wood particles. It is an innovative solution patented by Finsa, which we exclusively manufacture through a continuous pressing process. This technique gives it great performance for different industrial technologies, as it combines the main advantages of MDF and particle boards. The MDF faces allow worktops made with Superpan to have greater impact resistance.

For our Fintop SQ range, we use the hydrophobic quality to provide maximum guarantees in humid environments.



Moisture resistant E05 Anti-bacterial Cutting quality Impact resistance Easy cleaning ABS edge


Designs




264B Navia Natural
Antiq



265B Navia Brown
Antiq




268B Gravity Niebla
Moa




267B Gravity Marengo
Moa




271B Gravity Hueso
Moa



269B Gravity Arena
Moa



472B Mármol Flora
Balm



473B Mármol Artemisa
Balm



Blanco
Technical Matt




Negro
Technical Matt



Finishes



Antiq



Moa



Balm



Technical Matt

Frentes

Finporta

Postformed on two sides, for configuration of kitchen furniture fronts. These allow you to produce all kinds of combinations of doors, drawers, drawer units, etc.

Main features

Baseboard
Superpan Decor 19 mm, with two-sided design and finish

Length
2850 mm (useful size: 2800 mm)

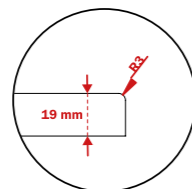
Width
From 148 to 898 mm

Front edge
Single, postformed: 3 mm radius

Comments
Their most common application is kitchen fronts, although they are also used as doors for wardrobes, office furniture, home furniture, contract furniture, etc.

- Counterpoint shelf
 - Finished doors on request.
- Consult our commercial network

Profiles



More information

Superpan is a high-performance material that ensures optimum surface resistance, excellent fastening of fittings and a perfect cut finish.



E05



Anti-bacterial



Cutting quality




Fastener performance



Machined

Designs



030 Blanco Super
Soft III



91Y Roble Dafne
Atlas



98V Roble Aurora
Atlas



84V Roble Denver
Atlas



97V Roble Colorado
Atlas




41G Roble Hera
Atlas




80Y Roble Hércules
Atlas

Finishes



Soft III
Soft texture and matte look.



Atlas
Wood texture and rustic character.



Finsa

All rights reserved. No part of this catalogue may be reproduced in any form without the prior written permission of Finsa, in writing from Finsa. The designs presented in this catalogue are a reproduction. Please request a physical sample or consult our sales network before making a decision.

finsa.com

