

# Finsa Design

# Finsa Design

# Finsa

At Finsa we have been dedicated to industrial wood processing for almost a century, designing and manufacturing decorative and technical solutions for your spaces.

We work daily to meet the needs of the interior design and habitat sector by manufacturing and transforming products derived from wood and solid wood processing. This is a transformation process whereby wood does not lose its qualities, but rather gains greater efficiency through an industrial process based on the circular economy system.

Finsa has design in its DNA - not only as a fundamental part of the creation of its products, but also as one of its strong points of brand identity. This tool seeks to become an inspirational guide, advancing the basic lines that will guide the design and materials that will be part of the spaces we will inhabit in the coming years.

**We invite you to connect with Finsa**

1

## Introduction

Sustainability  
Connect with Finsa  
CMF

2

## Inspiration

Natural Sanctuary  
Smart Creativity  
Soft Tech  
Nostalgic Future

3

## Materials

D Decorative surfaces  
N Natural decorative surfaces  
T Textured panels  
P Decorative panels




# Introduction

1.1	Sustainability	
1.2	Connect with Finsa	
1.3	CMF	Colour Material Finish

# Sustainability

At Finsa we work to maintain and develop circularity in our processes and products.



## Certifications



**Environmental Product Declaration**  
Document that communicates the environmental impact of a material during its life cycle, from the raw material extraction process, transport to the manufacturing plant and product manufacturing process.



**Cradle to cradle**  
Multi-attribute certification, directly linked to Sustainable Development Goals (SDGs), demonstrating that a product is safe and circular.



**Product Transparency — Declare**  
Voluntary disclosure program that makes product ingredients 99.9% explicit. The Declare seal aims to transform the building materials industry, aiming for healthier products through transparency.



**HPD Health Product Declaration**  
A Health Product Declaration (HPD) is a document shared by manufacturers to disclose a product's ingredients and associated health hazards.



**The Material Health Certificate**  
This is a materials analysis based on the Cradle to Cradle standard health assessment methodology. This certification seeks to promote healthier and safer products.



**Ecolabel**  
Voluntary seal of environmental excellence for products or services, created by the European Union in 1992. It ensures that high ecological standards are met throughout the life cycle. Our laminate flooring is currently certified.



**Forestry Certifications**  
**PEFC**  
PEFC chain-of-custody certification provides a verified and independent guarantee that products with the PEFC label contain certified forest material from sustainably managed forests.



**FSC®**  
We have implemented a PEFC/FSC® chain of custody certification system that allows us to supply certified wood products to customers which are 100% recyclable and contribute greatly to the fight against climate change. This forestry certification promotes certified wood, and to this end we certify our farms and help our suppliers achieve certification.



**EUTR**  
As a sign of transparency, we voluntarily certify compliance with EU regulation 995/2010 regarding the legal origin of wood.




**ISO 38200**  
This is an internationally recognised standard for the transmission of information along the supply chain of wood and wood-derived products.

## Sustainable building certifications

**BREEAM & LEED GREEN, WELL and LBC**  
Our wood solutions help meet the requirements of sustainable building certifications. Furthermore, our products are validated by Green Building Council España and can be queried on their Materials Platform.



# Connect with Finsa



**Finsa.com:**  
new website with  
a renewed look and feel

With an easy-to-navigate structure, it allows you to easily, quickly and intuitively find the required information. We have created new functions whereby we present all our products and services, not to mention Finsa Solutions — a platform that will allow you to make decisions faster, bring your ideas to life judiciously and request samples of various designs and baseboards, all with a click of the mouse.

**Finsa room simulator:**  
compare and choose  
to your liking

Making interior design decisions and advising your clients on trends has never been easier: compare different designs from our range on your screen in the Finsa Room Simulator.

How does our Room Simulator work? Thanks to the "Comparison" mode, you can display two designs in the same room configuration at the same time. The detailed view allows you to see the effect of the design on the corresponding finish. Do you need to use and share those results outside our digital generator? You can create a report with all the details of the materials sampled for each render.

**Sample service:**  
as and when you want

Seeing is better than imagining. We can provide you with our general decorative promotool to help you discover the wide variety of our decorative surfaces. And if you want more detail to help make the final decision, our Sample Department can provide samples in DIN A4 format.

**Technical Consulting Support:**  
we are part of your team

Finsa's Technical Consulting team is made up of professionals with extensive experience in the area of architecture and (interior) design projects. Their job will be to accompany you during your projects to advise you on wood solutions. We can offer recommendations regarding partners who can support the execution of the work, such as specialised distributors, industrialists and installers. In addition, we work on portfolios and other tools where we compile projects that use our materials to show the applied product and inspire you in your own work.

1.3

# CMF


## Colour, Material, Finish

**CMF** (Colour, Material, Finish) discipline focuses on analysing and developing materials based on their colour, material and texture. This perspective allows us to approach the possibilities of this collection of decorative surfaces by classifying the materials according to:

- **The colour palette to which they belong.**
- **Technical possibilities of the materials.**
- **Grouping according to the type of surface texture.**

In this way, decision-making for furniture or interior design will be much simpler and will exploit the transforming power of a correct selection of materials, taking into account the decorative and technical qualities that directly influence how we perceive the habitat.

C



M

F


















1.3.1

# Colour

78E SOFT III   DUO	16R SOFT III   DUO	95U SOFT III   DUO	61S SOFT III   DUO	62S SOFT III   DUO	252B SOFT III   DUO	CASHMERE TECHNICAL MATT	184 SOFT III   DUO	TITAN TECHNICAL MATT	TEX PRISMA
LBE IDEAL GLOW	22G SOFT III   DUO	172 SOFT III   DUO	6AD SOFT III   DUO	1AU SOFT III   DUO	252B IDEAL MATT	36W SOFT III   DUO	195 SOFT III   DUO	CENIZA TOPGLASS MATT	TEX MOJAVE
LBE IDEAL MATT	0AU SOFT III   DUO	254B SOFT III   DUO	99P SOFT III   DUO	20R SOFT III   DUO	252B IDEAL GLOW	15R SOFT III   DUO	34W SOFT III   DUO	4AT SOFT III   DUO	TEX BLOCKS
060 SOFT III   DUO	AMARILLO FIBRACOLOUR E-Z	2AU SOFT III   DUO	33G SOFT III   DUO	86W SOFT III   DUO	BEIGE TOPGLASS MATT	60V SOFT III   DUO	GRIS CLARO TECHNICAL- MATT	71A SOFT III   DUO	TEX VETA
060 IDEAL MATT	AMARILLO TWINCOLOUR E-Z	ROJO FIBRACOLOUR E-Z	259B SOFT III   DUO	54C SOFT III   DUO	BEIGE TOPGLASS GLOW	131 SOFT III   DUO	U12 SOFT III   DUO	188 IDEAL MATT	TEX FUJI
060 IDEAL GLOW	6AE SOFT III   DUO	ROJO TWINCOL OUR E-Z	77V SOFT III   DUO	023 SOFT III   DUO	183 SOFT III   DUO	40Y SOFT III   DUO	206 SOFT III   DUO	231 SOFT III   DUO	TEX CEMENTO
BLANCO PURE TOPGLASS MATT	8AT SOFT III   DUO	60S SOFT III   DUO	05Q SOFT III   DUO	5AT SOFT III   DUO	11C SOFT III   DUO	78V SOFT III   DUO	197 SOFT III   DUO	TECHNICAL MATT	TEX TRAMA
BLANCO PURE TOPGLASS GLOW	28G SOFT III   DUO	9AT SOFT III   DUO	139 SOFT III   DUO	3AU SOFT III   DUO	GRIS SOURIS TOPGLASS MATT	01Q SOFT III   DUO	09F SOFT III   DUO	GRIS FIBRACOLOUR	GREENPANEL
BLANCO TECHNICAL MATT	5AD SOFT III   DUO	35W SOFT III   DUO	55C SOFT III   DUO	7AT SOFT III   DUO		14C SOFT III   DUO		GRIS TEX CEMENTO	
040 SOFT III   DUO		85W SOFT III   DUO	80V SOFT III   DUO	79V SOFT III   DUO				ANTRACITA FIBRACOLOUR	
		021 SOFT III   DUO	AZUL CEYLAN TECHNICAL MATT	7AD SOFT III   DUO				FIBRACOLOUR	
		38W SOFT III   DUO	AZUL FIBRACOLOUR E-Z	VERDE GLENCOE TECHNICAL MATT				GRIS TWINCOLOUR	
		6AT SOFT III   DUO	AZUL TWINCOLOUR E-Z					ANTRACITA TWINCOLOUR	
Whites	Yellow Oranges	Reddish Pink Violets	Blues	Greens	Beige Creams	Beige Creams	Gray Blacks	Gray Blacks	Gray Blacks


































1.3.2

# Material

					
Particle board	Moisture retardant	Natural wood veneer	Greenpanel	E-Z	Anti-fingerprint
					
Fiber board	Fire retardant	Textured panels	Superpan	E05	Antimicrobial
					
Superpan		Fibracolour			Topglass
					
Plywood board		Twincolour			
Panel type	Qualities	To lacquer or varnish	Light solutions	Low formaldehyde emissions	surface characteristics

1.3.3

# Finish

				
Atlas   DUO	Moon   DUO	Nude   DUO	Topglass Glow   TOPGLASS	Cemento   TEX
				
Boreal   DUO	Sega   NATUR	Moa   DUO	Textil   DUO	Topglass Matt   TOPGLASS
				
Poro Arenado   DUO	Lijado   NATUR	Teide   DUO	Ari   DUO	Prisma   TEX
				
Sega   DUO	Tango   STUDIO		Technical Matt   TECHNICAL MATT	Blocks   TEX
				
Mesura   DUO	Fado   STUDIO		Soft II   DUO	Trama   TEX
				
Cepillado T1   NATUR	Blues   STUDIO		Ideal Glow   IDEAL	Mojave   TEX
				
Cepillado T2   NATUR	R&R   STUDIO		Ideal Matt   IDEAL	Fuji   TEX
				
Veta   TEX			Balm   DUO	
Wood	Metal	Mineral	Leather	Textile
				Mattes and glosses
				Abstract





# Inspiration

2.1	Natural Sanctuary	Rustic Style Monastic Style
2.2	Smart Creativity	Functional Colour Style Optimist Design Style
2.3	Soft Tech	Minimalist Luxury Style Industrial Style
2.4	Nostalgic Future	Always Classic Style New Retro Style

## 2.1

# Natural Sanctuary

Natural environments for shelter

**Interiors that allow self-care  
and blur the boundaries between  
nature and home.**

Personal space is more necessary than ever: that place where the light and the breeze can enter. A space that serves both as a refuge and a point of connection with the outside through the sun and the nature that surrounds us. To facilitate this meeting point between indoors and outdoors, biophilic design and fluid shapes such as arches and simple lines will become great allies. Anything that brings us a bit of green through the window will be key, and even more so if we can touch it and feel it right up close.

Draw upon on the warmth and organic essence of light woods, natural fibers or raw materials.

With NATURAL SANCTUARY, that which can be grown at home, with the patience and gentle touch it requires, is twice as valuable. And isn't everything handmade priceless? Don't forget to enhance environments with a light rustic, romantic and minimalist touch that favours the cultivation of hobbies.

Discover how to create a habitat that embraces this trend, which we divide into two styles: Rustic, reminiscent of nature, and Monastic, concerned with caring for and reflecting upon the mind and spirit.



2.1.1

## Rustic Style

Biophilic design permeates this style that reconnects us with nearby nature, with no need to travel far and wide when the wild is practically on our doorsteps, with the chirping of birds or a green oasis in the city.

We have reappraised neighbourhood shops and don't want to abandon them, because they are the root that connects us with our origins: from the food we eat to the handicrafts that decorate our homes.

2.1.2

## Monastic Style

Well-being is influenced by the environment in which we live: tidy, minimalist, fluid spaces, where simplicity encourages a balance between professional and personal life.

Spaces that we can call homes and even sanctuaries, where we can practice self-care and refresh our senses. We invite you to enjoy soft sensations, fabrics and organic materials. We encourage you to embrace the imperfections, lights and shadows, whether indoors or outdoors.



2.1.1

Rustic  
Style



# Rustic Style

Create a cosy corner with an organic presence, designed for relaxing with a good book or practising yoga at home. Natural fibers or materials where imperfection stands out, such as wood, will help you to create this environment.




# Rustic Style



357B  
Roble Lof  
Blues | STUDIO



327B  
Roble Barlovento  
Fado | STUDIO



U12  
Natural Grey  
Soft III | DUO

One room, multiple uses: this hidden piece of furniture can be transformed into an organised space for working from home or a craft corner where you can relax after your daily routine.

# Rustic Style



257B  
Quebec Natural  
Rock & Roll | STUDIO

Nature plunges into the space through this flexible cabinet, made with materials that are robust in appearance while very much exuding an air of finesse. We seek to openly highlight the layout of the interiors.



257B  
Quebec Natural  
Rock & Roll | STUDIO



256B  
Quebec Claro  
Rock & Roll | STUDIO





The aged wood of this environment generates a space that evokes feelings of tradition and closeness. A connection with each customer is guaranteed, thanks to the use of this characteristic material for local consumption sites.



AJ5  
Roble Antique  
Sega | STUDIO NATUR

# Rustic Style



261B  
Nogal Bali  
Mesura | DUO

271B  
Gravity Hueso  
Moa | DUO


Cashmere  
Technical Matt |  
TECHNICAL MATT



261B  
Nogal Bali  
Mesura | DUO




271B  
Gravity Hueso  
Moa | DUO



Cashmere  
Technical Matt |  
TECHNICAL MATT

A neighbourhood shop that encourages local and responsible consumption can make use of warm and contemporary stone materials, used in multiple habitats such as personal care centres, to convey a sense of well-being.


# Rustic Style



Blanco Pure  
Topglass Glow | TOPGLASS



Roble  
Fuji | FIBRANATUR TEX



Verde Glencoe  
Technical Matt | TECHNICAL MATT




# Rustic Style

Its high gloss, with a crystal effect, brings extra brightness to this habitat. This arrangement facilitates the fusion of cultures through the finishes and takes us on a journey via its materials.



# Rustic Style

This open, hyper-functional kitchen allows you to both enjoy a hearty meal and create a remote working space. The style goes back to basics via the use of reclaimed materials and resistant surfaces, such as the table made with Technical Matt.



Blanco  
Technical Matt |  
TECHNICAL MATT



245B  
Roble Creba  
Atlas | DUO

2.1.1.2

Monastic  
Style



212B  
Tasmanian Natural  
Boreal | DUO



247B  
Canvas Crudo  
Ari | DUO



# Monastic Style

# Monastic Style



Linear woods and raw materials emphasise calm and well-being in any environment where they are applied. If you wish to create a harmonious interior design with everything in its place, go for neutral woods and related colour palettes. In this way, the environment will be subtle and free of unnecessary stridency.



273B  
Roble Verso  
Atlas | DUO



Medical spaces are made more home-like thanks to this enveloping furnishing. Another key aspect of these spaces is the desire for self-care on the part of their patients.



• **354B**  
**Roble Popa**  
Blues | STUDIO

• **325B**  
**Roble Calima**  
Fado | STUDIO

• **Gris Souris**  
Topglass Matt | TOPGLASS

# Monastic Style



**354B**  
**Roble Popa**  
Blues | STUDIO



**325B**  
**Roble Calima**  
Fado | STUDIO



**Gris Souris**  
Topglass Matt | TOPGLASS



•  
**246B**  
**Canvas Greige**  
Ari | DUO

•  
**272B**  
**Roble Poema**  
Atlas | DUO

Some places are sacred when it comes to self-care and healing. Convey this delicacy by using very natural oak woods or textiles in greige tones.



**272B**  
**Roble Poema**  
Atlas | DUO




**246B**  
**Canvas Greige**  
Ari | DUO



**358B**  
**Roble Cabo**  
Blues | STUDIO

•  
**328B**  
**Roble Socaire**  
Fado | STUDIO

# Monastic Style



**328B**  
**Roble Socaire**  
Fado | STUDIO



**358B**  
**Roble Cabo**  
Blues | STUDIO



**355B**  
**Roble Proa**  
Blues | STUDIO



**326B**  
**Roble Estai**  
Fado | STUDIO



•  
**326B**  
**Roble Estai**  
Fado | STUDIO

•  
**355B**  
**Roble Proa**  
Blues | STUDIO

# Monastic Style



# Monastic Style

• **Roble**  
Fuji | FIBRANATUR TEX

• **Trama**  
FIBRAPAN TEX

The architectural arches convey fluidity and a calming effect on the space. Natural fibers and raw materials add to this feeling. Coherence and consonance with the product on display is achieved through the use of an intense texture.

Natural Sanctuary

Projects

Fluid forms to aid seclusion

There are arches and open partitions in these habitats where light permeates the entire environment. Materials such as Fibraplast Roble Trigo Poro Arenado or Fibranatur Oak connect the spaces with the exterior.



**Title of the project:**  
Refurbishment for Eduardo,  
Laura and Enzo

**Materials:**  
Fibraplast sanded-pore Roble Trigo,  
White SR209 Soft III and Tessuto Textil

**Designer:**  
Pablo Muñoz Payá

**Location:**  
Alicante



**Title of the project:**  
Hotel Silgar 92

**Materials:**  
Fibranatur Moisture Resistant Roble Rústico

**Designer:**  
Grupo Ramón García

**Location:**  
Sanxenxo (Pontevedra)



Natural and home environments come together thanks to the application of light tones, simple lines and biophilic materials such as Fibranatur Moisture Resistant Roble Rústico.

**Title of the project:**  
GW house renovation

**Materials:**  
Fibranatur Roble

**Designer:**  
Jaime Sepulcre

**Location:**  
Madrid



## 2.2

# Smart Creativity

Always look for the creative side of life

**Colour awakens our imagination and encourages us to shake up the status quo by trying new habitat models.**

Spaces are conceived for different functions, and we seek to make them versatile. A kitchen isn't just for cooking, it can also become an office or a gym. What we thought of as immovable is no longer so, and this opens up almost infinite possibilities for exploration: furniture that separates and at the same time stores, rooms that unfold and transform according to our needs at that moment.

We stimulate our inner world, experimenting with shapes and moulding them to the functionality required at each moment.

Colour plays a role as an element for zoning using blocks and as an expression of our identity in the habitat. Colour and textures will thus be the pieces with which we invite you to build customisable and flexible environments; simple woods can become a complementary material that serves this trend well.

Smart Creativity exploits two styles through Optimistic Design and Colour Functionality. We invite you to discover them on the following pages.



### 2.2.1

## Functional Colour Style

Full-colour interior design and textures contribute to functionality. We no longer understand the functional as something grey and austere, because the practical has never been as aesthetic as it is now. Hybridisation is key in spaces, and versatility is a must.

To provide this flexibility to habitats, we recommend the combined use of reliefs, rough surfaces and primary tones applied in blocks of colour.



### 2.2.2

## Optimist Design Style

Optimism permeates this style whereby lines are blurred to create furniture with no defined use. What, then, is its main purpose? To create and to allow those who inhabit the spaces to do the same. The New Bauhaus initiative serves as a roadmap to generate these environments where geometry and vibrant tones enhance ingenuity.

We optimise the functionality of the habitat with modular materials and solutions, limited only by the fullest expression of personality.

## 2.2.1.1

Functional Colour  
Style

# Functional Colour Style

This island will be the heart of the house while offering great functionality to the space. Combine natural wood with blocks of colour to appropriately match the environment.



261B  
Nogal Bali  
Mesura | DUO

Positivity floods this room, designed for both working from home and studying. The modular furniture arrangement provides great versatility to the space.



252B  
Marfil Talco  
Ideal Glow | IDEAL



259B  
Azul Piedra  
Soft III | DUO



0AU  
Amarillo Pompeya  
Soft III | DUO



3AU  
Verde Arcilla  
Soft III | DUO



254B  
Rojo Arcilla  
Soft III | DUO

# Functional Colour Style








If it is necessary to optimise space, transformable environments are the best option. This type of environment helps to achieve a versatility that makes everything possible, from the most functional activities to sports.

# Functional Colour Style



**Azul Ceylan**  
Technical Matt | TECHNICAL MATT



**AH3 Robe Country**  
STUDIO NATUR

Everything is possible in this open-plan kitchen: socialising, entertaining, eating... In this case, colour serves as an element that helps to distinguish the function of each of the modules.



# Functional Colour Style



# Functional Colour Style

Whether it's a living room or reading corner, you can create an undefined and flexible space combining furniture and architecture in the same concept.

Apply colour as if it were a structural element and achieve harmony with the combination of texture and wood.

## 2.2.2

Optimist Design  
Style

The colour, in this case, introduces us to a spring theme marked by the intensity and positive vibrations that this use of chromatism transmits.

This semi-open environment with a partial partition facilitates concentration and connection in equal measures. So what's the secret? The use of colour as a forefront feature within a neutral space.




This unique space provides an environment in which to work and at the same time maintain order in the house. Opt for solutions of this type to give a wide range of uses to any corner.



# Optimist Design Style

A childlike spirit is reflected in this room that goes beyond what meets the eye: it is a place to sleep, dream or have fun.



16R  
Amarillo Curry  
Soft III | DUO

021  
Lila  
Soft III | DUO



# Optimist Design Style

An explosion of colour gives character and personality to this seemingly simple room.



# Optimist Design Style



The auxiliary furniture is the foremost feature of this space, where we give free rein to a bold and jovial colour that does not in any way sacrifice elegance.



Smart Creativity

# Projects



**Title of the project:**  
Casa Lucernario

**Materials:**  
Fibracolour Blue E-Z  
and Fibraplast Mandarina Soft III

**Designer:**  
Aritz González (MapOut)

**Location:**  
Madrid

Kitchen furniture composed of optimistic colour notes achieved with Fibracolour Blue E-Z and Fibraplast Mandarina Soft III.



**Title of the project:**  
Cantina de La Nave

**Materials:**  
Compacmel plus Azul Caribe Soft III

**Designer:**  
CTO S.A.

**Location:**  
Madrid

**Versatility in full colour**  
The canteen of the La Nave urban innovation centre made use of Compacmel Plus Azul Caribe Soft III to impart flexibility of use to this space, which was made to exploit creativity.



**Title of the project:**  
'Beer and Hops' beer hall

**Materials:**  
Fimaplast Amarillo  
Curry Soft III

**Designer:**  
Fran Clausell

**Location:**  
Castellón

Inspired by urban art and graffiti, the interior design of this beer hall has bold touches that have been shaped by the application of colour using Fimaplast Amarillo Curry Soft III.

2.3

# Soft Tech

The delicate union of technology and interior design

**humanism plunges into the spaces  
and allows people to connect with  
technology wherever they are.**

Digitalisation is unstoppable, and in interior design it involves much more than cold home automation systems: the systems have been democratised and have become more friendly and affordable for everyone. This unprecedented humanisation represents a paradigm shift: technology has demonstrated its ability to bring us closer together and make our lives easier by ensuring the safety, cleanliness and hygiene of our homes.

At the same time, technology has helped us rethink luxury: carefully selected materials have become the most exclusive product possible. What we can perceive with our hands becomes more important, with textures being prioritised in projects that follow this trend.

Take note of the two aspects into which we divide this trend: Minimalist Luxury that very much avoids excesses and overloaded elements, and the Industrial Style, where clean lines give a sense of security and calm.



2.3.1

## Minimalist Luxury Style

Authentic and simple is the new luxury. The high-end range of this style does not imply great complexity, but rather inspires us to use low-tech systems where the functional outshines the excessively ornate.

Dark tones and warm metals such as gold, black marble or contrasting dark woods will bring out all these characteristics of the style in any space.



2.3.2

## Industrial Style

This new twist on industrial style leads us to metals and everything that conveys a sense of safety, hygiene and cleanliness. These qualities do not forgo personalisation: we no longer seek cold technology with a sterile tone, we want to continue exploring digital humanisation.

Above all, this industrial environment must exude warmth and generate an austere environment, where clean and simple lines shape the spaces we inhabit.



2.3.1

# Minimalist Luxury Style



273B  
Roble Verso  
Atlas | DUO



268B  
Gravity Niebla  
Moa | DUO



•  
268B  
Gravity Niebla  
Moa | DUO

•  
273B  
Roble Verso  
Atlas | DUO

Innovation and minimal resources are applied in this remote working corner designed to offer an intimate place where it is easy to concentrate.



# Minimalist Luxury Style

This large storage space is part of a restrained luxury style, brought about through the use of sober woods and elegant metallics in the composition of this piece of furniture.



255B  
Tasmanian Moka  
Boreal | DUO



266B  
Champán Metalizado  
Moon | DUO



253B  
Titanio Tambo  
Moon | DUO

# Minimalist Luxury Style



266B  
Champán Metalizado  
Moon | DUO

253B  
Titanio Tambo  
Moon | DUO



# Minimalist Luxury Style

It creates a subtle division of ambiance in a public space while adding warmth through the use of gold-effect materials mixed with the distinctive shades of walnut. Increased usability through the installation of concealed wall cabinets.



1AT  
Mármol Hades  
Technical Matt | TECHNICAL MATT



8AQ  
Aluminio Cava  
Ideal Matt | IDEAL

Anti-fingerprint and metallic materials have a great presence in this sober and luxurious kitchen, where plenty of storage capacity is provided to keep everything in order.

# Minimalist Luxury Style



•  
8AQ  
Aluminio Cava  
Ideal Matt | IDEAL

•  
1AT  
Mármol Hades  
Technical Matt | TECHNICAL MATT





# Minimalist Luxury Style

This cosy passageway area exudes Italian elegance thanks to the select use of high-end materials and neutral tones mixed with contrasting surfaces.



AJ4  
Nogal Arno  
STUDIO NATUR




# Minimalist Luxury Style



AF4  
Robe Fumed Venato  
STUDIO NATUR

The application of material accompanies light as the forefront feature of a contemporary room, where despite the large dimensions of the space we can formulate a comfortable and intimate environment; a welcoming place that invites you to take a break.

## 2.3.1.2

Industrial  
Style

**Ceniza**  
Topglass Matt | TOPGLASS

Technological materials and anti-fingerprint matte finishes harmonise this kitchen where the glass effect adds lightness.



•  
**Ceniza**  
Topglass Matt | TOPGLASS

In this kitchen island where hygienic conditions predominate, we achieve a cement effect using materials derived from wood.



•  
**253B**  
**Titanio Tambo**  
Ideal Matt | IDEAL

•  
**Cemento**  
FIBRAPAN TEX


•  
**AH5**  
**Roble Alba**  
STUDIO NATUR



**253B**  
**Titanio Tambo**  
Ideal Matt | IDEAL



**AH5**  
**Roble Alba**  
STUDIO NATUR



**Cemento**  
FIBRAPAN TEX



The imperfect and the technical blend together in this habitat. Anti-fingerprint materials for heavy-duty surfaces are mainly applied on horizontal surfaces that require continuous cleaning.

We rely on rustic wood with enhanced grain texture for balance.





# Industrial Style

A corner for switching off, reading or simply introspection. Straight lines and dark tones will help to create this particular oasis.

262B  
Versalles Gris  
Blues | STUDIO



263B  
Versalles Tostado  
Blues | STUDIO

Notice how these unobtrusive panellings help create multifunctional spaces, where the growing interest in self-sufficiency can lead us to grow our own vegetable gardens at home.



# Industrial Style



267B  
Gravity Marengo  
Moa | DUO



212B  
Tasmanian Natural  
Boreal | DUO



252B  
Marfil Talco  
Ideal Matt | IDEAL



253B  
Titanio Tambo  
Moon | DUO

Soft Tech

# Projects



—

**Title of the project:**  
Pop-up Intersections. Actiu,  
Finsa & Simon

**Materials:**  
Fibracolour Black E-Z,  
Fibracolour Black E-Z Tex Fuji

**Designer:**  
Stone Designs

**Location:**  
Barcelona



**The character of each space**  
The contrasting dark materials highlight  
the style of these workspaces, which  
share the use of Fibracolour E-Z in its gray  
and black version

—

**Title of the project:**  
Xeito Offices

**Materials:**  
Maple Natur Fibracolour Grey E-Z

**Designer:**  
Enorme Estudio

**Location:**  
Madrid

—

**Title of the project:**  
Square Fitness  
Gym

**Materials:**  
Fibraplast Roble Hera Sega

**Designer:**  
B76

**Location:**  
Madrid



The lockers of this luxurious gymnasium  
feature carefully selected, sophisticated  
materials traced in clean lines. Made using  
Fibraplast Roble Hera Sega, they transmit  
elegance without any overloaded elements.

## 2.4

# Nostalgic Future

Any time in the past can come back

**We search our memories so that our greatest experiences can be the driving force behind the new spaces we will inhabit.**

Uncertainty reactivates this nostalgia that leads us to better times and to remember the spaces where we used to enjoy ourselves. Remembering happy moments helps us to escape and recover good feelings.

The vintage refurbishment proposals we offer seek to revive certain elements and concepts from previous decades. It leaves room for sophistication and gloss.

This trend also seeks to take us to other more tropical latitudes with the use of exotic woods.

The uniqueness of each space must take centre stage. Uniqueness is an appreciated value. An updated classic style, gilding and noble materials will help to emphasise the unique character of each environment.



Nostalgic Future presents two aspects: a maximalist “New Retro” one which enhances vintage while revisiting it, and another “Always Classic” one that imbues environments with the secure values of the past.



#### 2.4.1

## Always Classic Style

Our heritage will always be there. It is precisely this quality of secure values that stands out in habitats that follow the ALWAYS CLASSIC style.

The elegance of the classic and the preciousness of the materials serve as a counterpoint to the excess of the NOSTALGIC FUTURE macro- trend, because virtue lies in balance. Sophisticated woods and glosses will highlight the identity and uniqueness of the spaces.



#### 2.4.2

## New Retro Style

This is cultivating a concept that we call “newstalgia”. It is not a matter of simply bringing back the old, but rather we seek to update those recollections by exalting their shapes and colours.

The identity of the space is enhanced by vintage elements that encourage escapism. You can achieve this maximalist style by applying caramel tones or using marquetry.

2.4.1


Always Classic  
Style



329B  
Roble Bitácora  
Fado | STUDIO



359B  
Roble Azimut  
Blues | STUDIO



Negro  
Technical Matt |  
TECHNICAL MATT



329B  
Roble Bitácora  
Fado | STUDIO

359B  
Roble Azimut  
Blues | STUDIO

Negro  
Technical Matt |  
TECHNICAL MATT

Here we have a secret corner,  
sophisticated and elegant, where  
we can dedicate time to the most  
important meal of the day.

# Always Classic Style




252B  
Marfil Talco  
Ideal Glow | IDEAL

269B  
Gravity Arena  
Moa | DUO

255B  
Tasmanian Moka  
Boreal | DUO

# Always Classic Style



252B  
Marfil Talco  
Ideal Glow | IDEAL



269B  
Gravity Arena  
Moa | DUO



255B  
Tasmanian Moka  
Boreal | DUO

The light and neutral tones of this  
bathroom create an enveloping and sober  
space that encourages us to take care  
of our bodies and minds.



This room with its bureau-dresser is composed of natural and elegant materials that convey the heritage of the past as a secure value.



AJ7  
Roble Original  
STUDIO NATUR

# Always Classic Style



AJ7  
Roble Original  
STUDIO NATUR

2.4.1

New Retro  
Style



275B  
Montana Bruma  
Rock & Roll | STUDIO



276B  
Montana Cognac  
Rock & Roll | STUDIO



276B  
Montana Cognac  
Rock & Roll | STUDIO

Classic environments but with their own personality. A contemporary representation of how surface irregularities are enhanced through a combination of materials that combine the

distinctive features of characterful wood, such as knots and large cracks, with sophisticated details such as repairs with metallic pigments.





# New Retro Style

•  
**5AD**  
**Terracota Nova**  
Soft III | DUO

•  
**AJ1**  
**Jupiter Legno**  
STUDIO NATUR

The tropical reminiscence of this exotic holiday atmosphere provides us with a dopamine boost through the application of natural materials within an elegant composition. To achieve this maximalist habitat, earth colours are combined with textures.



**AJ1**  
**Jupiter Legno**  
STUDIO NATUR



**5AD**  
**Terracota Nova**  
Soft III | DUO

The auxiliary furniture functions as a decorative piece in this contemporary environment that takes us to the tropics through the use of exotic woods.

# New Retro Style



•  
**AJ3**  
**Moanda Wood**  
STUDIO NATUR



**AJ3**  
**Moanda Wood**  
STUDIO NATUR



In this exclusive and luxurious space, the geometric shapes of the marquetry enhance the elegance and the dividing function of this material.





# New Retro Style

The vintage accessories in this bathroom revisit the past and transform the room into a living, nostalgic memory on a permanent basis.



265B  
Navia Brown  
Blues | STUDIO



264B  
Navia Natural  
Blues | STUDIO



Nostalgic Future

Projects

The vintage elegance of this home with a retro feel comes from the darkened Fibranatur Eucalipto Fumed panelling.



**Title of the project:**  
Dwelling on Calle Lagasca

**Materials:**  
Fibranatur Eucalipto Fumed

**Designer:**  
Elle Cocinas

**Location:**  
Madrid

**Retail evokes the past**  
These two restaurant and hospitality spaces revive the essence of the past with the shades of Fibranatur American Walnut and fibraplast fire Retardant Castaño Rialto Atlas.



**Title of the project:**  
Hotel Catalonia  
Barcelona Plaza

**Materials:**  
Fibranatur American Walnut

**Designer:**  
Catalonia Hotels

**Location:**  
Barcelona



**Title of the project:**  
Restaurante 19.86 by Rubén Arnanz in the Canalejas Gallery

**Materials:**  
Fibraplast fire retardant Castaño Rialto Atlas and HPL Castaño Rialto Atlas

**Designer:**  
Stone Designs

**Location:**  
Madrid



# Application Summary

Wardrobe



Page 20

**248B**  
Canvas Pardo  
Ari | DUO

**274B**  
Roble Romance  
Atlas | DUO



Page 22

**257B**  
Quebec Natural  
Rock & Roll | STUDIO



Page 29

**273B**  
Roble Verso  
Atlas | DUO



Page 78

**262B**  
Versalles Gris  
Blues | STUDIO

Auxiliary



Page 28

**212B**  
Tasmanian Natural  
Boreal | DUO

**247B**  
Canvas Crudo  
Ari | DUO



Page 55

**36W**  
Biscuit  
Soft III | DUO

**2AU**  
Rojo Pompeya  
Soft III | DUO



Page 93

**AJ3**  
Moanda Wood  
STUDIO NATUR



Page 32

**272B**  
Roble Poema  
Atlas | DUO

**246B**  
Canvas Greige  
Ari | DUO



Page 33

**355B**  
Roble Proa  
Blues | STUDIO

**326B**  
Roble Estai  
Fado | STUDIO



Page 87

**252B**  
Marfil Talco  
Ideal Glow | IDEAL

**255B**  
Tasmanian Moka  
Boreal | DUO

**269B**  
Gravity Arena  
Moa | DUO

Bathroom



Page 26

**Blanco Pure**  
Topglass Glow | TOPGLASS

**Roble**  
Fuji | FIBRA-NATUR TEX

**Verde Glencoe**  
Technical Matt | TECHNICAL MATT



Page 27

**245B**  
Roble Creba  
Atlas | DUO

**Blanco**  
Technical Matt | TECHNICAL MATT



Page 42

**9AS**  
Creta Marfil  
Teide | DUO

**7AT**  
Verde Oliva  
SoftIII | DUO

Kitchen



Page 46

**AH3**  
Robe Country  
STUDIO NATUR

**Azul Ceylan**  
Technical Matt | TECHNICAL MATT



Page 48

**33G**  
Azul Star  
Soft III | DUO

**6AS**  
Roble Amazona  
Atlas | DUO

**7AD**  
Verde Jungla  
Soft III | DUO



Page 64

**255B**  
Tasmanian Moka  
Boreal | DUO

**266B**  
Champán Metalizado  
Moon | DUO

**253B**  
Titánio Tambo  
Moon | DUO

Kitchen



Page 69

**8AQ**  
Aluminio Cava

Ideal Matt |  
IDEAL

**1AT**  
Mármol Hades

Technical Matt |  
TECHNICAL  
MATT



Page 73

**Ceniza**  
Topglass Matt |  
TOPGLASS



Page 74

**253B**  
Titanio  
Tambo

Ideal Matt  
| IDEAL

**Cemento**

FIBRAPAN TEX

**AH5**  
Roble Alba

STUDIO NATUR



Page 79

**212B**  
Tasmanian  
Natural

Boreal | DUO

**252B**  
Marfil Talco

Ideal Matt | IDEAL

**267B**  
Gravity  
Marengo

Moa | DUO



Page 86

**329B**  
Roble Bitácora

Fado | STUDIO

**359B**  
Roble Azimut

Blues | STUDIO

**Negro**

Technical Matt |  
TECHNICAL  
MATT



Page 89

**AJ7**  
Roble Original

STUDIO NATUR

Bedrooms



Page 44

**252B**  
Marfil Talco

Ideal Glow | IDEAL

**259B**  
Azul Piedra

Soft III | DUO

**3AU**  
Verde Arcilla

Soft III | DUO

**0AU**  
Amarillo  
Pompeya

Soft III | DUO

**254B**  
Rojo Arcilla

Soft III | DUO

**261B**  
Nogal Bali

Mesura | DUO



Page 53

**6AE**  
Apricot Fruit

Soft III | DUO

**6AT**  
Very Berry

Soft III | DUO

**28G**  
Mandarina

Soft III | DUO



Page 63

**268B**  
Gravity Niebla

Moa | DUO

**273B**  
Roble Verso

Atlas | DUO

Home office



Page 52

**16R**  
Amarillo Curry

Soft III | DUO

**021**  
Lila

Soft III | DUO

Children room



Page 54

**254B**  
Rojo Arcilla

Soft III | DUO

**5AT**  
Verde Energy

Soft III | DUO

**8AE**  
Hygge Pine

Poro Arenado  
| DUO

Youth room





Page 21



**357B**  
**Roble Lof**  
Blues | STUDIO

**327B**  
**Roble Barlovento**  
Fado | STUDIO

**U12**  
**Natural Grey**  
Soft III | DUO



Page 30



**358B**  
**Roble Cabo**  
Blues | STUDIO

**328B**  
**Roble Socaire**  
Fado | STUDIO



Page 66



**Blocks** |  
FIBRAPAN  
TEX

**Mojave** |  
FIBRAPAN  
TEX

**Nogal**  
Mojave |  
FIBRANATUR  
TEX

**Negro**  
Fibracolour |  
FIBRACOLOUR  
TEX



Page 70



**AJ4**  
**Nogal Arno**  
STUDIO NATUR



Page 71



**AF4**  
**Robe Fumed Venato**  
STUDIO NATUR



Page 91



**276B**  
**Montana Cognac**  
Rock & Roll |  
STUDIO



Page 92



**5AD**  
**Terracota Nova**  
Soft III | DUO

**AJ1**  
**Jupiter Legno**  
STUDIO NATUR



Page 24



**AJ5**  
**Roble Antique**  
Sega | STUDIO NATUR



Page 25



**261B**  
**Nogal Bali**  
Mesura | DUO

**Cashmere**  
Technical Matt |  
TECHNICAL  
MATT

**271B**  
**Gravity Hueso**  
Moa | DUO



Page 30



**354B**  
**Roble Popa**  
Blues | STUDIO

**Gris Souris**  
Topglass Matt |  
TOPGLASS

**325B**  
**Roble Calima**  
Fado | STUDIO



Page 34



**Roble**  
Fuji | FIBRANA-  
TUR TEX

**Trama**  
FIBRAPAN TEX



Page 50



**0AU**  
**Amarillo Pompeya**  
Soft III | DUO

**55C**  
**Azul Handy**  
Soft III | DUO



Page 95



**AH9**  
**Espiga Foscari**  
STUDIO NATUR

**Gris Claro**  
Technical Matt |  
TECHNICAL  
MATT



Page 49



**Roble**  
Mojave |  
FIBRANATUR TEX

**5AD**  
**Terracota Nova**  
Soft III | DUO



Page 51



**5AD**  
**Terracota Nova**  
Soft III | DUO

**6AE**  
**Apricot Fruit**  
Soft III | DUO

**2AU**  
**Rojo Pompeya**  
Soft III | DUO



Page 77



**Roble Rústico**  
Veta | FIBRANA-  
TUR TEX

**Negro**  
Technical Matt  
| TECHNICAL  
MATT

# 3

## Materials

D	Decorative surfaces	Duo Studio Ideal Technical Matt Topglass
N	Natural decorative surfaces	Natur Studio Natur
T	Textured panels	Fibranatur Tex Fibrapan Tex Fibracolour Tex
P	Decorative panels	Fibracolour Twincolour Greenpanel

The sample images presented in this catalogue correspond to a small surface of each panel; the actual product colours may vary from the images shown. Ask for a sample and consult our website to query any aspect of the development of the designs

to help you in your decision-making. Designs marked with the Nature Rich symbol are particularly sensitive as they represent materials of great chromatic and/or structural variability.



# Duo

D

—

Decorative surfaces

Introducing our Duo melamine collection, a decorative selection inspired by current and upcoming trends. Discover the possibilities of a practical and flexible range designed to adapt to any project, both from a decorative and technical point of view.

The multitude of combinations of substrates, designs and finishes make the Duo range the most varied and complete melamine range in the market.

### Duo Range

#### Preferred range

In the catalogue, we present the ideal combination of design and finish for which we offer a picking service.

#### Flexible range

The decorative possibilities of the Duo range can be adapted to any project. This makes it possible to produce another combination of design and finish from the Duo range (including 'Liso') different from that offered in the preferred range, also with a picking service. Consult our sales network re-garding conditions.

### Recommended use



General furniture and coverings for offices, kitchens, bathrooms and other.

### CLaminate / edge bandings



#### Laminate / edge banding

To guarantee a correct match with our decorative melamine, we can offer both edge banding and laminate. Consult our website for details of the various options.

### Certifications



### Benefits



Easy machining



High-performance fixings



Clean cuts



Resistance to bending



Resistance to pacts



Good relationship between quality and price



Antimicrobial

\* Antibacterial property. The surface of our melamines inhibits the growth or proliferation of bacteria, meaning that it prevents their reproduction and the bacteria age and die. This effect lasts throughout the lifetime of the product. The product has been certified by an external laboratory, IMSL (Industrial Microbiological Services) in the UK, following the procedure indicated by the ISO 22196 Standard: 2011. (Certificate of Analysis No. 1023308.1E-1). The test showed that 24 hours after contact, the bacterial population was reduced by >99.99%. This test is performed with two types of pathogenic bacteria: Escherichia coli (E. coli) and Staphylococcus aureus (S. Aureus).

\* This antiviral property has been tested by AINIA, who have determined that after 24 hours of incubation it presents a reduction of 90% against an ineffectife initial dose and an effectiveness of 77% against the influenza A (H3N2) virus (A/Hong Kong/8/68 H3N2) (ATCC VR-1679) according to the procedure based on the ISO 21702 standard: 2019 and the NF EN 14476 standard: 2013 + A2: 2019.


More information about the range here:



3AT Bohemian Blanco  
Boreal



16N Fresno Glacial  
Atlas



25V Roble Virginia  
Mesura



90Y Aura Pine  
Moa



18N Fresno Taiga  
Segá



91Y Roble Dafne  
Atlas



273B Roble Verso  
Atlas



7AE Makers Wood  
Atlas



3AE Roble Oasis  
Atlas



245B Roble Creba  
Atlas



8AE Hygge Pine  
Poro Arenado



98P Olmo Bovary  
Atlas



15G Pino Zermatt  
Poro Arenado



04R Olmo Volga  
Atlas



51S Caledonian Oak  
Segá



0AS Roble Samoa  
Mesura



2AR Japandi Natural  
Boreal



222 Maple Blanco  
Balm



82V Maple Nómada  
Balm



48W Haya Gala  
Atlas



50D Majestic Acacia  
Mesura



9AR Hickory Frida  
Boreal



212B Tasmanian Natural  
Boreal



272B Roble Poema  
Atlas



08R Olmo Toronto  
Poro Arenado



98V Roble Aurora  
Atlas



008 Roble Bello  
Mesura



80Y Roble Hércules  
Atlas



6AR Playa Wood  
Boreal



6AS Roble Amazona  
Atlas



New



New texture



Natur Rich




Group price



Width of 1220 mm

Woods






10R Blanco Chic  
Soft III  
↔ G3




11R Visión Chic  
Soft III  
↔ G3



53S Moka Chic  
Soft III  
↔ G3




72E Aluminio Arosa  
Soft III  
↔ G3




9AQ Corona Basalto  
Teide  
NT G3



2AS Corona Bronce  
Teide  
NT G2



0AT Creta Gris  
Teide  
G2




9AS Creta Marfil  
Teide  
G2




271B Gravity Hueso  
Moa  
NEW G3



268B Gravity Niebla  
Moa  
NEW G3



269B Gravity Arena  
Moa  
NEW G3




267B Gravity Marengo  
Moa  
NEW G3



06F Cemento  
Teide  
↔ G2



99Q Cemento Apolo  
Teide  
G2



0AR Lava Stone  
Moa  
NT NT G3



1AR Pietra Iseo  
Moa  
NT G3



44V Luna Nueva  
Moa  
NT G2



2AT Mármol Sahara  
Soft III  
NT G3




72Y Mármol Blanco  
Teide  
NT ↔ G2




2AE Mármol Atenea  
Teide  
NT G2




1AT Mármol Hades  
Teide  
NT ↔ G2




040 Blanco Ártico  
Soft III  
↔ G2




060 Blanco Polar  
Soft III  
↔ G2




78E White Sr209  
Soft III  
↔ G3




184 Crema Sil  
Soft III  
G2




195 Gris Sarela  
Soft III  
G2




183 Crema 005  
Soft III  
↔ G2




252B Marfil Talco  
Soft III  
NEW ↔ G2



36W Biscuit  
Soft III  
G2



11C Sahara  
Soft III  
↔ G2



15R Gris Coco  
Soft III  
↔ G2



131 Arena  
Soft III  
G2



78V Gris Talco  
Soft III  
G2



34W Gris Calcio  
Soft III  
G2



U12 Natural Grey  
Soft III  
↔ G2



206 Gris 004  
Soft III  
G2



197 Gris Rioja  
Soft III  
G2



09F Gris Tormenta  
Soft III  
↔ G2



4AT Gris Vesubio  
Soft III  
G2



60V Gris Suave  
Soft III  
↔ G2



20R Duna  
Soft III  
↔ G2



40Y Mineral Grey  
Soft III  
↔ G2



01Q Gris Tórtora  
Soft III  
↔ G2



14C Toffee  
Soft III  
↔ G2




71A Gris Gu  
Soft III  
↔ G1




188 Petróleo  
Soft III  
↔ G2




231 Negro  
Soft III  
↔ G1



85W Malva Talco  
Soft III  
G3



02I Lila  
Soft III  
G2



38W Lila Hawai  
Soft III  
G3



35W Candy  
Soft III  
G3



114

Finsa

Materials

D - Decorative surfaces

Duo

Unicolors

22G Amarillo Sol

Soft III

G3

16R Amarillo Curry

Soft III

G2

0AU Amarillo Pompeya

Soft III

G2

28G Mandarina

Soft III

G2

6AE Apricot Fruit

Soft III

G3

9AT Rosa Talco

Soft III

G3

60S Rosa Nube

Soft III

G3

5AD Terracota Nova

Soft III

G3

8AT Néctar Juice

Soft III

G3

95U Coral Fresh

Soft III

G3

254B Rojo Arcilla

Soft III

NEW G3

172 Rojo

Soft III

↔ G2

2AU Rojo Pompeya

Soft III

↔ G3

6AT Very Berry

Soft III

G3

61S Azul Nube

Soft III

G3

259B Azul Piedra

Soft III

NEW G3

77V Azul Talco

Soft III

G3

6AD Aqua Blue

Soft III

G3

99P Azul Caribe

Soft III

G3

33G Azul Star

Soft III

G3

05Q Azul City

Soft III

G3

55C Azul Handy

Soft III

↔ G3

139 Azul Eo

Soft III

G3

80V Azul Náutico

Soft III

G3

Duo

D - Decorative surfaces

Materials

Finsa

115

Unicolors

62S Verde Nube

Soft III

G3

1AU Verde Salvia

Soft III

G3

54C Verde Natural

Soft III

G3

↔ G2

023 Verde Ecológico

Soft III

G2

86W Verde Talco

Soft III

5AT Verde Energy

Soft III

G3

3AU Verde Arcilla

Soft III

G3

7AT Verde Oliva

Soft III

G3

G3

79V Verde Oxford

Soft III

G2

7AD Verde Jungla

Soft III

Textures

Atlas

↔

Boreal

↔

Mesura

↔

Nude

↔

Poró Arenado

↔

Sega

↔

Soft III

↔

Teide

↔

Textil

↔

NT ↔

Ari

Moon

NT

NT ↔

Balm

Moa

NT



# Equivalences

## Pantone / RAL / NCS

These equivalences are approximate. The number in parentheses corresponds to the following classification: 1= very similar; 2= similar; 3= approximate.

Design	Code	Texture	Pantone	RAL	NCS
Amarillo Curry	16R	Soft III	110 C (2)	1012 (2)	1080-Y (1)
Amarillo Pompeya	0AU	Soft III	2009 C (2)	1034(3)	S2040-Y20R(1)
Amarillo Sol	22G	Soft III	123 C (2)	1021 (2)	0580-Y10R (1)
Apricot Fruit	6AE	Soft III	489 C (1)	***	1020-Y60R (1)
Aqua Blue	6AD	Soft III	5185 C (1)	6034 (3)	2020-B50G(1)
Arena	131	Soft III	7529 C (2)	***	3010-Y30R (2)
Azul Caribe	99P	Soft III	631 C (1)	5018 (3)	1555-B10G (1)
Azul City	05Q	Soft III	7698 C (1)	5009 (3)	4030-B (1)
Azul Eo	139	Soft III	653 C (2)	5023 (2)	5030-R90B(1)
Azul Handy	55C	Soft III	7455 C (1)	5002 (2)	4050-R80B (2)
Azul Náutico	80V	Soft III	296 C (1)	***	8010-R70B (1)
Azul Nube	61S	Soft III	545 C (2)	***	1010-B10G (1)
Azul Piedra	259B	Soft III	493C(3)	***	S-3010-R80B
Azul Star	33G	Soft III	2925 C (2)	5015 (1)	1560-R90B (1)
Azul Talco	77V	Soft III	2164 C (1)	5014 (2)	4020-R80B (1)
Biscuit	36W	Soft III	7528 C (1)	1013 (2)	1505-Y40R (1)
Blanco Ártico	040	Soft III	***	9003 (2)	0505-R70B (2)
Blanco Polar	060	Soft III	***	9016 (1)	0500-N (3)
Candy	35W	Soft III	2046 C (1)	4003 (2)	1060-R30B (1)
Coral Fresh	95U	Soft III	1785 C (3)	3017 (2)	0570-Y90R (1)
Crema 005	183	Soft III	***	***	0804-Y50R (1)
Crema Sil	184	Soft III	COLD GRAY 1 C (2)	9001 (1)	1002-G50Y (1)
Duna	20R	Soft III	7535 C (2)	7032 (1)	3005-Y20R (2)
Gris 004	206	Soft III	COOL GRAY 5 C (1)	7004 (3)	3000-N (1)
Gris Calcio	34W	Soft III	Cool Grey 2 C (1)	***	1502-B (1)
Gris Coco	15R	Soft III	WARM GRAY 2 C (2)	***	2005-Y50R (1)
Gris Gu	71A	Soft III	425 C (1)	7043 (1)	7500-N (1)
Gris Rioja	197	Soft III	COOL GRAY 6 C (1)	7040 (1)	2502-B (1)
Gris Sarela	195	Soft III	WARM GREY 1 C (2)	9002 (1)	1002-Y (1)
Gris Suave	60V	Soft III	7528 C (2)	1019 (3)	3005-Y20R (2)
Gris Talco	78V	Soft III	409 C (2)	***	5005-Y80R (2)
Gris Tormenta	09F	Soft III	424 C (1)	7037 (1)	5500-N (1)
Gris Tórtora	01Q	Soft III	WARM GREY 9 C (2)	1019 (2)	5005-Y50R (2)
Gris Vesubio	4AT	Soft III	P 173-15C (3)	7024(1)	S7502-B(2)
Lila	021	Soft III	522 C (2)	***	2030-R50B (1)
Lila Hawai	38W	Soft III	2354 C (2)	4001 (2)	3040- R40B (1)
Malva Talco	85W	Soft III	5245 C (1)	4009 (3)	2005-R20B (2)
Mandarina	28G	Soft III	1575 C (1)	2003 (1)	0580-Y50R (1)
Marfil Talco	252B	Soft III	***	RAL1013 (1)	S-0804-Y30R (1)
Mineral Grey	40Y	Soft III	WARM GREY 5 C (2)	1019 (2)	4005-Y20R(2)
Natural Grey	U12	Soft III	COOL GRAY 3 C (1)	7047 (2)	2000-N (1)
Néctar Juice	8AT	Soft III	2344C (3)	RAL3012(3)	S1050-Y80R(2)
Negro	231	Soft III	BLACK C (1)	9004 (1)	9000N (1)
Petróleo	188	Soft III	BLACK 7 C (1)	7022 (2)	8000-N (1)
Rojo	172	Soft III	180 C (1)	3020 (1)	1580-Y90R (1)
Rojo Arcilla	254B	Soft III	537C(2)	3015 (3)	S-3040-Y90R
Rojo Pompeya	2AU	Soft III	201 C(1)	3003(2)	S3060-R(2)
Rosa Nube	60S	Soft III	698 C (2)	3015 (3)	0515-Y90R (1)
Rosa Talco	9AT	Soft III	2444C (1)	3015(3)	S2020-Y90R(2)
Sahara	11C	Soft III	4755 C (2)	1015 (3)	1005-Y40R (1)
Terracota Nova	5AD	Soft III	2435 C (2)	3012 (3)	S3040-Y60R(1)
Toffee	14C	Soft III	7533 C (1)	8014 (2)	8010-Y50R (2)
Verde Arcilla	3AU	Soft III	5497 C(2)	7033(3)	S4010-G10Y(1)
Verde Ecológico	023	Soft III	376 C (3)	***	1060-G40Y (1)
Verde Energy	5AT	Soft III	2413 C (2)	6024(3)	S 2050-B90G(1)
Verde Jungla	7AD	Soft III	7476 C (2)	6004 (2)	6530 - B50G (1)
Verde Natural	54C	Soft III	380 C (1)	***	0560-G50Y (1)
Verde Nube	62S	Soft III	566 C (2)	6019 (3)	0510-B90G (1)
Verde Oliva	7AT	Soft III	2327C (3)	7003(3)	S6010-G70Y(2)
Verde Oxford	79V	Soft III	350 C (1)	6028 (1)	7020-G10Y(3)
Verde Salvia	1AU	Soft III	5665 C (1)	6019(3)	S1510-G60Y(2)
Verde Talco	86W	Soft III	2247 C(2)	6019 (3)	2030-G (2)
Very Berry	6AT	Soft III	2357 C (2)	4004(3)	S6030-R20B(3)
White Sr209	78E	Soft III	***	9003 (1)	0500-N (1)

sRGB		
R	G	B
238	177	0
220	160	94
255	181	0
233	187	162
145	185	182
187	163	140
0	170	193
73	125	146
53	97	127
0	79	134
33	44	60
198	216	218
151	164	175
0	147	201
110	132	155
217	203	188
228	234	237
240	239	235
202	102	159
226	93	91
236	225	212
223	224	217
179	168	151
177	177	175
204	209	209
201	189	178
80	80	80
179	185	186
222	219	209
179	168	151
137	126	122
124	124	122
139	126	118
73	77	79
176	157	190
150	104	147
198	189	191
250	114	30
237	227	211
159	147	133
201	199	197
232	131	117
25	26	27
65	64	62
175	35	34
175	100	95
131	41	52
246	212	205
207	163	157
230	217	201
186	113	85
70	49	37
135	149	135
170	189	79
50	168	132
0	68	62
202	211	81
219	237	227
111	108	88
44	70	48
208	207	181
137	183	152
85	33	55
240	239	235

CMYK Uncoated			
C	M	Y	K
6	14	100	0
8	32	85	0
0	16	100	0
0	27	35	0
47	8	27	0
25	31	48	0
94	0	17	0
88	44	29	5
100	71	33	15
100	75	32	32
98	70	44	87
20	4	11	0
43	29	23	0
94	30	0	0
66	47	24	3
12	14	24	0
6	4	3	0
1	2	6	0
8	85	0	0
0	84	79	0
3	7	15	0
10	5	13	0
28	28	40	0
30	24	27	0
18	10	14	0
18	19	28	0
74	71	65	55
30	20	22	0
8	7	15	0
28	28	40	0
45	48	49	10
54	47	48	11
44	47	54	11
86	74	58	62
26	44	5	0
39	85	10	0
20	22	18	0
0	58	100	0
2	6	16	0
38	37	50	3
19	15	18	0
0	58	58	0
98	70	44	88
97	71	45	86
9	100	100	10
17	78	75	6
34	100	70	32
0	17	14	0
10	39	33	0
5	9	19	0
13	64	93	3
98	71	44	87
53	29	50	3
41	0	92	0
76	0	57	0
99	69	44	87
27	0	85	0
12	0	11	0
58	47	81	24
100	68	50	79
18	8	30	0
54	0	46	0
98	71	44	87
1	2	6	0



# Studio

We know the importance of tactility when it comes to appreciating a good design, which is why the Studio range was created with the intention of creating versatile surfaces with unique, deep and registered textures, functionality and avant-garde melamine design are thereby combined.

D

Decorative surfaces

Recommended use

General furniture and coverings for offices, kitchens, bathrooms and other.

Accessories

Laminate and edge banding  
To guarantee a correct match with our decorative melamine, we can offer both edge banding and laminate. Consult our website for details of the various options.

Benefits

- Registered texture
- Deep texture
- Natur rich
- Antimicrobial

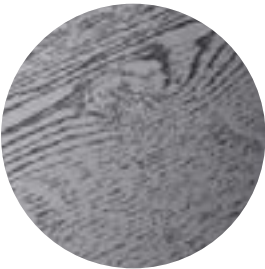
\* Antibacterial property. The surface of our melamines inhibits the growth or proliferation of bacteria, meaning that it prevents their reproduction and the bacteria age and die. This effect lasts throughout the lifetime of the product. The product has been certified by an external laboratory, IMSL (Industrial Microbiological Services) in the UK, following the procedure indicated by the ISO 22196 Standard: 2011. (Certificate of Analysis No. 1023308.1E-1). The test showed that 24 hours after contact, the bacterial population was reduced by >99.99%. This test is performed with two types of pathogenic bacteria: Escherichia coli (E. coli) and Staphylococcus au-reus (S. Aureus).

\* This antiviral property has been tested by AINIA, who have determined that after 24 hours of incubation it presents a reduction of 90% against an ineffectife initial dose and an effectiveness of 77% against the influenza A (H3N2) virus (A/Hong Kong/8/68 H3N2) (ATCC VR-1679) according to the procedure based on the ISO 21702 standard: 2019 and the NF EN 14476 standard: 2013 + A2: 2019.

Certifications




More information about the range here:



NT


**Fado**  
Fado is our newest registered finish, a very soft and elegant oak with cathedrals and some knots.



**Blues**  
Inspired by the pore of oak wood, Blues is one of the deepest finishes in the collection with a silky feel and natural look.



**Rock & Roll**  
The Rock & Roll finish fuses the distinctive features of various surfaces. This particularity makes it a tremendously versatile finish and combines perfectly with a wide variety of designs.



**Tango**  
With a registered finish, Tango is born from the fusion between design and technology. The texture and wood grain go together in perfect synchronisation.



**325B Roble Calima**  
Fado  
NEW G5



**326B Roble Estai**  
Fado  
NEW G5




**328B Roble Socaire**  
Fado  
NEW G5




**327B Roble Barlovento**  
Fado  
NEW G5




**329B Roble Bitácora**  
Fado  
NEW G5



**354B Roble Popa**  
Blues  
NEW G4




**355B Roble Proa**  
Blues  
NEW G4



**358B Roble Cabo**  
Blues  
NEW G4



**357B Roble Lof**  
Blues  
NEW G4



**359B Roble Azimut**  
Blues  
NEW G4



**264B Navia Natural**  
Blues  
NEW G4



**265B Navia Brown**  
Blues  
NEW G4



**262B Versailles Gris**  
Blues  
NEW G4



**263B Versailles Tostado**  
Blues  
NEW G4



**78E White Sr209**  
Blues  
G4



**15R Gris Coco**  
Blues  
G4



**15Y Roble Alabama**  
Blues  
G4



**61U Roble Memphis**  
Blues  
G4



**62U Roble Chicago**  
Blues  
G4

NEW New

NT New texture

Rich Natur

G Group price

Textures

Fado

Blues

Rock & Roll



256B Quebec Claro  
Rock & Roll

NEW NT G4



257B Quebec Natural  
Rock & Roll

NEW NT G4



275B Montana Bruma  
Rock & Roll

NEW NT G4



276B Montana Cognac  
Rock & Roll

NEW NT G4



58U Pino Sacramento  
Rock & Roll

G4



57U Roble Iguazú  
Rock & Roll

G4



64U Roble Niágara  
Rock & Roll

NT G4



11Y Pino Valkiria  
Rock & Roll

G4



06Y Wild Wood  
Rock & Roll

NT G4



07Y Copper Patina  
Rock & Roll

G4

Tango



78E White SR209  
Tango

G4



15R Gris Coco  
Tango

G4



01Q Gris Tórtora  
Tango

G4



71A Gris Gu  
Tango

G4




10U Fresno Patagonia  
Tango

G5




09U Fresno Pampa  
Tango

G5



11U Fresno Plata  
Tango

G5



08U Fresno Rosario  
Tango

G5

# Ideal

D

—

Decorative surfaces

The Ideal range of glossy, matt and anti-fingerprint matt metallised surfaces for vertical use.

Our new selection of metallic-look designs are the latest fashion in home decoration, especially in the kitchen. In combination with our Ideal Matt finish, we provide a matt anti-fingerprint surface with a silky touch that elevates the sophistication of this type of material.

Alternative Designs

The Ideal Glow and Ideal Matt textures are available with all 1220 mm wide designs in the Duo range.

Recommended use

Furniture and coverings for offices, kitchens or bathrooms.

Accessories

Laminate and edge banding

To guarantee a correct match with our decorative, we can offer both edge banding and laminate. Consult our website for details of the various options.

Certifications



Benefits

- Antibacterial material
- Matt finish
- High gloss mirror effect
- Easy to clean
- Vertical applications
- Easy machining
- Suitable for use in kitchen furniture according to the **UNE 56875 Standard**
- Anti-fingerprint in the Ideal Matt texture
- Low formaldehyde emissions

\* Our E-Z products are low formaldehyde emitting (< 0.05 ppm according to EN 717-1) and have a Certificate of Conformity for compliance with US EPA TSCA Title VI and CARB Phase 2 formaldehyde emission requirements (< 0.11 ppm ASTM E 1333).

More information about the range here:



Textures

Whites


Metallic



**Ideal Glow**  
High gloss mirror effect.




**Ideal Matt**  
Anti-fingerprint matt finish with a silky feel.




**Blanco Extra LBE**  
Ideal Glow

NEW




**060 Blanco Polar**  
Ideal Glow

NEW




**252B Marfil Talco**  
Ideal Glow

NEW




**Blanco Extra LBE**  
Ideal Matt

NEW




**060 Blanco Polar**  
Ideal Matt

NEW




**252B Marfil Talco**  
Ideal Matt

NEW



**70A Perla**  
Ideal Matt

NEW




**266B Champán Metalizado**  
Ideal Matt

NEW



**8AR Bronce Sálvora**  
Ideal Matt

NEW




**303 Gris Metalizado**  
Ideal Matt

NEW



**8AQ Aluminio Cava**  
Ideal Matt

NEW



**253B Titanio Tambo**  
Ideal Matt

NEW

Equivalences

Pantone / RAL / NCS

These equivalences are approximate. The number in parentheses corresponds to the following classification: 1= very similar; 2= similar; 3= approximate.

Design	Code	Texture	Pantone	RAL	NCS
Blanco Polar/Balm	060	Ideal Glow / Matt	-	RAL9016(1)	S-0300-N (1)
Blanco LBE Extra/Balm	LBE	Ideal Glow / Matt	-	RAL9003(2)	S-0502-B (1)
Marfil Talco /Balm	252B	Ideal Glow / Matt	-	RAL1013(1)	S-0804-Y30R (1)

sRGB			CMYK Uncoated			
R	G	B	C	M	Y	K
246	245	241	0	0	4	0
232	238	238	4	0	4	0
237	227	211	2	6	16	0

# Technical Matt

D




Decorative surfaces


Technical Matt is a new range of decorative solutions specially designed for heavy-duty horizontal use. The surface combines acrylic lacquers and an electron beam drying system that gives it excellent properties: it is antibacterial and resistant to scratching and dry heat.


This collection of designs in an ultra-matt, velvet-touch, anti-fingerprint finish, for use on horizontal or vertical surfaces, is also suitable for food contact.

Recommended use









 Furniture and coverings for offices, kitchens, bathrooms and other heavy-duty surfaces. Other heavy-duty surfaces: Daily use furniture, made-to-measure furniture, cladding, toilets, office...

Accessories

 **Laminado / canto**  
To guarantee a correct match with our decorative, we can offer both edge banding and laminate. Consult our website for details of the various options.



Benefits

-  Anti-fingerprint effect and scratch resistance ≥ 6NW Standard 438-2
-  BLow gloss level: GU. 2%
-  UNE 56875V2-compliant and resistant to dry heat (160 °C/20') and suitable for contact with food EN 1186 and EN 13130
-  Highly scratch resistant ≥6NW. Laminated for severe horizontal use UNE 438-3 HDS
-  Anti-bacterial
-  Easy to clean.
-  Resistant to disinfectants such as bleach (12%), hydrogen peroxide (30%) and sodium hydroxide (30%)
-  Can be used both horizontally and vertically. Office desks UNE 894-01


Certifications




More information about the range here:



**Technical Matt**  
Ultramate antihuella de tacto aterciopelado.




**Blanco**  
Technical Matt



**Gris Claro**  
Technical Matt

NEW



**Cashmere**  
Technical Matt

NEW



**Titán**  
Technical Matt




**Verde Glencoe**  
Technical Matt

NEW



**Azul Ceylan**  
Technical Matt

NEW




**Negro**  
Technical Matt



**Mármol Blanco**  
Technical Matt

NEW



**Mármol Hades**  
Technical Matt

NEW

Equivalences

Pantone / RAL / NCS

These equivalences are approximate. The number in parentheses corresponds to the following classification: 1= very similar; 2= similar; 3= approximate.

Design	Texture	Pantone	RAL	NCS
BLANCO	TECHNICALMATT	***	RAL9016 (2)	S-0300-N (3)
GRIS CLARO	TECHNICALMATT	Cool Gray 3C (1)	RAL7035(1)	S-1502-G50Y(1)
CASHMERE	TECHNICALMATT	Warm Grey 1C(1)	RAL1013 (2)	S-1505-Y20R(1)
AZUL CEYLAN	TECHNICALMATT	532C (2)	RAL5000 (3)	S-6020-R80B (3)
VERDE GLENCOE	TECHNICALMATT	5467C(2)	RAL612(3)	S-7010-B90G(2)
TITAN	TECHNICALMATT	Cool Gray 11C (1)	RAL7012 (2)	S-7000-N (1)
NEGRO	TECHNICALMATT	426C (2)	RAL7021 (3)	S-8000-N (2)

sRGB		
R	G	B
246	245	241
209	210	203
217	207	190
58	80	107
68	84	77
93	92	91
63	64	62

CMYK Uncoated			
C	M	Y	K
0	0	4	0
16	10	17	0
11	12	24	0
100	80	36	33
99	52	81	50
67	63	63	39
97	71	45	86

Textures

Unicolors

Marble



# Topglass

D

—

Decorative surfaces

Topglass is a material that simulates the appearance of glass, but is much lighter and more resistant to breakage. Topglass Glow set of light shades with high-quality mirror-effect gloss. Topglass Matt includes a palette of neutral tones in matt anti-fingerprint finish with a premium-quality acid-etched glass

Recommended use

For vertical surfaces: Kitchen fronts, office furniture, made-to-measure furniture, wall cladding, toilets, offices, etc.

Complementary Products

**Edge banding and HPL**  
To ensure a correct match, both edge banding and 2 mm acrylic sheets are available for all the designs in the range. Consult our website for details of the various options.

Benefits

- A lighter, more break-resistant material than real glass
- Easy to clean
- Anti-bacterial
- Anti-fingerprint (in the case of the Matt finish)
- The brightness remains sharp regardless of the viewing distance in the case of the Glow finish. Glow Gloss 90°
- Matt Gloss 8°
- Light fastness so colours remain unaltered
- Modifiable surface
- Vertical applications

Careful small details and finishes are possible, 45° bevels or chamfers may be created.

More information about the range here:



**Topglass Glow**  
High-quality mirror-effect gloss with a translucent effect.




**Topglass Matt**  
An innovative material that emulates the effect of acidetched glass but is much lighter and more resistant.


Textures

Glow

Matt



**Blanco Pure**  
Topglass Glow  
NEW



**Beige**  
Topglass Glow  
NEW



**Blanco Pure**  
Topglass Matt  
NEW



**Beige**  
Topglass Matt  
NEW



**Gris Souris**  
Topglass Matt  
NEW



**Ceniza**  
Topglass Matt  
NEW

Equivalences

**Pantone / RAL / NCS**  
These equivalences are approximate. The number in parentheses corresponds to the following classification: 1= very similar; 2= similar; 3= approximate.

Design	Texture	Pantone	RAL	NCS
BLANCO PURE	GLOW/MATT	***	RAL9016 (1)	S-0500-N (1)
BEIGE	GLOW/MATT	Warm Grey 1C (2)	RAL1013 (1)	S-0804-Y30R
GRIS SOURIS	MATT	Warm Grey 3C (2)	RAL7044 (3)	S-6502-R (1)
CENIZA	MATT	7540C (1)	RAL7039 (3)	S-2002-Y50R (1)

sRGB		
R	G	B
240	239	235
237	227	211
200	194	187
102	96	96

CMYK Uncoated			
C	M	Y	K
1	2	6	0
2	6	16	0
19	17	22	0
59	63	57	31



# Natur

A range of natural veneers offering a variety of species and first-class raw material, capable of combining the advantages of technical wood with the authenticity of solid wood.

N

|

Natural decorative surfaces

### Tratamientos superficiales

The panels are delivered with their surfaces pre- sanded with 120 grit paper. As an option we present the Segá and Brushed finish.



**Segá.** This scratched treatment generates a rustic, worn look similar to the saw-cut effect. It can be applied to any veneer from our range.



**Brushing.** This treatment opens the pores of the wood, highlighting the structure while generating a marked visual and tactile effect. Ideal on oak, ash and chestnut trees. We differentiate between Type 1 Brushing as a smooth finish and deeper Type 2 Brushing.

### Applications and recommendations

For surfaces used vertically and horizontally: Kitchen fronts, doors, custom-made furniture, coatings, etc.  
The panels are delivered with their surfaces pre-sanded with 120 grit paper, so before varnishing it is advisable to sand them with a finer grit. As a general rule, it is recommended to follow the instructions recommended by the coating manufacturers to find the most suitable products and processes for each application.

### Certifications



PEFC or FSC Mix  
Credit certification  
available on request.  
Consult with our commercial team.

### Definition of the panel faces





#### Top side

Depending on the quality of the natural veneer faces that cover the substrate, we distinguish the following veneered panel qualities:  
Plus Quality (033): well-defined structure and uniform colour. Suitable for use in high-end design, furniture fronts, panelling, doors, etc. Reconstituted veneers are identified with quality 031.  
Select quality (035): corresponds to the standard quality. Limited colour variation and generally pleasant appearance, with some presence of natural wood characteristics.  
Natural Quality (036): varied and irregular structure, with more contrasts and a series of short faces. Increased presence of natural features.


#### Panel rear face

Quality B (037): same veneer as the face but accepting greater variation in tone and structure. For applications where the rear face of the panel is sometimes visible.  
Contrabalance (040): this can be any wood and tone. For applications where the rear face of the panel is not visible.

### Benefits

-  Natural surface
-  Higher dimensional stability and lighter weight than solid wood
-  Allows for better use of solid wood
-  Very versatile surface that allows a multitude of tones and finishes with varnishes, lacquers and oils

### Edges

-  Natural wood edge sanded and not glued, thickness 0.5 mm or 1 mm. Width of 22, 34 or 44 mm. Other thicknesses and formats on request.

More information about the range here:




Birch



Sycamore



American Maple



White Beech



Ash



Valsain Pine



Pine



Quarter Pine



Pino Melis



Eucalyptus



Steam Beech



Anegre



Chestnut



White Oak



Quarter Oak



American Red Oak



American Cherry



Bosse Cedar

Natural Veneers

Natural Verneers



Iroko



Didetou



Amazakoué



Quarter Sapele



Crown Sapele



Etimoé



American Walnut




Sucupira



Wenge

Reconstituted Veneers



Oak SBA



Oak Bio

NEW



Oak Grey

NEW



Zebrano 7T235



Teka ST2T297



Walnut FN321

NEW



Wenge V46/V



Ebony 2E375



Mumbai Rosewood

NEW



# Studio Natur

Natural decorative surfaces

We explore new concepts adapted to current and future trends, experimenting with new species and natural colourings to present a collection divided into three styles that enhance the authentic spirit of wood.

### Tratamientos superficiales

The panels are delivered with their surfaces pre-sanded with 120 grit paper. As an option we present the Segá and Brushed finish.



**Segá.** This scratched treatment generates a rustic, worn look similar to the saw-cut effect. It can be applied to any veneer from our range.



**Brushing.** This treatment opens the pores of the wood, highlighting the structure while generating a marked visual and tactile effect. Ideal on oak, ash and chestnut trees. We differentiate between Type 1 Brushing as a smooth finish and deeper Type 2 Brushing.

### Applications and recommendations

For surfaces used vertically and horizontally: Kitchen fronts, doors, custom-made furniture, coatings, etc.  
The panels are delivered with their surfaces pre-sanded with 120 grit paper, so before varnishing it is advisable to sand them with a finer grit. As a general rule, it is recommended to follow the instructions recommended by the coating manufacturers to find the most suitable products and processes for each application.

### Certifications



PEFC or FSC Mix Credit certification available on request. Consult with our commercial team.

### Definition of the panel faces

#### Upper face

Depending on the quality of the natural veneer faces that cover the substrate, we distinguish the following veneered panel qualities:  
The face of the panel will always be of Plus quality (033), suitable for use in high decoration, furniture fronts, panelling, doors, etc.

#### Panel rear face

Plus Quality (033): same veneer and quality on both sides of the panel.  
Quality B (037): same veneer as the face but accepting greater variation in tone and structure. For applications where the rear face of the panel is sometimes visible.  
In the case of Herringbone finishes and Roble Fumed Trinity, it will be the same veneer but without a geometric composition.  
Counterbalance (040): can be of any shade and colour depending on factory option. For applications where the rear face of the panel is not visible.  
Roble Alba, Roble Rigato, Roble Rústico, Roble Country and Roble Nature Vintage can be supplied with a Finsa 036-quality natural oak rear face.

### Benefits

- Natural surface
- Higher dimensional stability and lighter weight than solid wood
- Allows for better use of solid wood
- Very versatile surface that allows a multitude of tones and finishes with varnishes, lacquers and oils

### Edges

- Natural wood edge sanded and not glued, thickness 0.5 mm or 1 mm. Width of 22, 34 or 44 mm. Other thicknesses and formats on request.


More information about the range here:




Organic

Rustic

Evoke



AJ2 Keraban Sycamore Segá



AH6 Fresno Alba




AH5 Roble Alba



AJ6 Roble Rigato



AH0 Espiga Goldoni



AH9 Espiga Foscari



AH4 Nogal Merlot



AH8 Castaño Flavia



AH3 Roble Country



AF1 Roble Rústico



AF2 Roble Nature Vintage



AJ7 Roble Original



AJ5 Roble Antique Segá



AJ4 Nogal Arno



AF6 Eucalipto Fumed



AF4 Roble Fumed Venato



AJ3 Moanda Wood



AH7 Acra Wood



AF4 Roble Fumed Trinity



AJ1 Jupiter Legno



New



Sheet thickness 0.9 mm



Maximum width 1250 mm



# Fibrapan Tex

T | Textured panels

The Fibrapan Tex range offer compact surfaces which are ideal for the application of different types of varnish or lacquer with an infinite number of effects and colours. The various textures, linear, geometric or fantasy shapes, offer great versatility in adapting to different spaces or decorative applications.

More information about the range here:



Benefits

**EZ** Low formaldehyde emissions

\* Our E-Z products are low formaldehyde emitting (< 0.05 ppm according to EN 717-1) and have a Certificate of Conformity for compliance with US EPA TSCA Title VI and CARB Phase 2 formaldehyde emission requirements (< 0.11 ppm ASTM E 1333).

Certifications



Recommended use

**Ephemeral architecture:** Stands and exhibition supports.

**Interior design:** Panelling, screens, lattices and decorative coatings.

**Furnishings:** Home, auxiliary, hotels, offices and children's furniture.

**Commercial premises:** Counters and displays.

**Technical solutions:** Manufacture of acoustic elements and mouldings, bas-relief effects, product design.



Fibrapan E-Z Tex Prisma



Fibrapan E-Z Tex Cemento



Fibrapan E-Z Tex Mojave



Fibrapan E-Z Tex Trama



Fibrapan E-Z Tex Blocks



Fibrapan E-Z Tex Fuji



Fibrapan E-Z Tex Veta



# Fibracolour Tex

T | Textured panels

The Fibracolour Tex range offer compact surfaces which are ideal for the application of different types of varnish or lacquer with an infinite number of effects and colours. The various textures, linear, geometric or fantasy shapes, offer great versatility in adapting to different spaces or decorative applications.

More information about the range here:



Benefits

**EZ** Low formaldehyde emissions

\* Our E-Z products are low formaldehyde emitting (< 0.05 ppm according to EN 717-1) and have a Certificate of Conformity for compliance with US EPA TSCA Title VI and CARB Phase 2 formaldehyde emission requirements (< 0.11 ppm ASTM E 1333).

Certifications



Recommended use


**Ephemeral architecture:** Stands and exhibition supports.

**Interior design:** Panelling, screens, lattices and decorative coatings.

**Furnishings:** Home, auxiliary, hotels, offices and children's furniture.

**Commercial premises:** Counters and displays.

**Technical solutions:** Manufacture of acoustic elements and mouldings, bas-relief effects, product design.



Fibracolour Black E-Z Tex Prisma



Fibracolour Black E-Z Tex Cemento



Fibracolour Black E-Z Tex Mojave



Fibracolour Black E-Z Tex Trama




Fibracolour Black E-Z Tex Blocks



Fibracolour Black E-Z Tex Fuji



Fibracolour Black E-Z Tex Veta



Fibracolour Grey E-Z Tex Cemento

# Fibranatur Tex

T  
|  
Textured panels

Fibranatur Tex allows you to enrich spaces, adding a greater sense of touch to the surface. The combination of natural wood veneer with the application of embossed finishes on the surface has resulted in a panel that combines the warmth and naturalness of wood with a surprising finish resulting from technological innovation.

More information  
about the range here:



Benefits

**EZ** Low formaldehyde emissions

\* Our E-Z products are low formaldehyde emitting (< 0.05 ppm according to EN 717-1) and have a Certificate of Conformity for compliance with US EPA TSCA Title VI and CARB Phase 2 formaldehyde emission requirements (< 0.11 ppm ASTM E 1333).

Certifications



Recommended use

**Ephemeral architecture:** Stands and exhibition supports.

**Interior design:** Panelling, screens, lattices and decorative coatings.

**Furnishings:** Home, auxiliary, hotels, offices and children's furniture.

**Commercial premises:** Counters and displays.

**Technical solutions:** Manufacture of acoustic elements and mouldings, bas-relief effects, product design.



Fibranatur E-Z Tex Oak Mojave



Fibranatur E-Z Tex Oak Fuji



Fibranatur E-Z Tex Rutic oak Veta



Fibranatur E-Z Tex Walnut Mojave



Fibranatur E-Z Tex Walnut Fuji

# Fibracolour

P  
—  
Decorative panels

Fibracolour range is composed of decorative wood fiber which is coloured throughout its mass.

Fibracolour is a product manufactured with non-toxic water-based pigments with low formaldehyde emissions. Its colouration is perfectly uniform throughout the entire dimension of the panel, and it is resistant to natural and artificial light.


Fibracolour Plast E-Z & Duo Range

The combination of Fibracolour with Duo Range of melamines meets the challenge of expressing the character of any interior space.

Fibracolour E-Z & Studio Natur

Fibracolour E-Z can also be combined with Studio Natur collection of natural wood veneers.

Recommended use

 **Ephemeral architecture:**  
Stands and exhibition supports.


**Interior design:**  
Panelling, screens, lattices and decorative coatings.


**Furnishings:**  
Home, auxiliary, hotels, offices and children's furniture.


**Commercial premises:**  
Counters and displays.

**Technical solutions:**  
Manufacture of acoustic elements and mouldings, bas-relief effects, product design.  
Excellent performance as a substrate for digital technology printing.

Benefits

 Coloured throughout mass

 Easy machining


 Low formaldehyde emissions

\* Our E-Z products are low formaldehyde emitting (< 0.05 ppm according to EN 717-1) and have a Certificate of Conformity for compliance with US EPA TSCA Title VI and CARB Phase 2 formaldehyde emission requirements (< 0.11 ppm ASTM E 1333).


More information about the range here:



Certifications



Fibracolour Black E-Z




Fibracolour Anthracite E-Z



Fibracolour Grey E-Z



Fibracolour Red E-Z



Fibracolour Blue E-Z



Fibracolour Yellow E-Z

# Twincolour

P  
—  
Decorative panels

Twincolour is a decorative wood fiber panel composed of two outer layers of 3 mm Fibracolour Black E-Z and an inner layer of 10 mm Fibracolour E-Z in different colours. These panels allow the application of lacquers, waxes and varnishes and are suitable for pantographic processes, digital printing or application of textures on their surfaces.

Thanks to its physical characteristics, the Twincolour E-Z panel is ideal for original and unconventional decorative solutions such as pantographed or grooved outer faces of the panel, highlighting the interior formed by one of the coloured panels of the Fibracolour E-Z range.


More information  
about the range here:




Certifications



Recommended use

 Ideal panel for original and unconventional decorative solutions, such as pantographing or grooves on the outer faces of the panel highlighting the interior.

Benefits

 Low formaldehyde emissions

\* Our E-Z products are low formaldehyde emitting (< 0.05 ppm according to EN 717-1) and have a Certificate of Conformity for compliance with US EPA TSCA Title VI and CARB Phase 2 formaldehyde emission requirements (< 0.11 ppm ASTM E 1333).



Twincolour Anthracite E-Z




Twincolour Grey E-Z



Twincolour Red E-Z



Twincolour Blue E-Z



Twincolour Yellow E-Z



# Greenpanel



P  
—  
Decorative panels

Ultra-lightweight panels with high strength, consisting of thin MDF faces and an interior, with the latter arranged in a grid pattern. Also available in Fibracolour Black E-Z, which increases the decorative possibilities of the range.

More information  
about the range here:




Benefits

-  Greenpanel is a panel with an extremely low weight
-  Low formaldehyde emissions

\* Our E-Z products are low formaldehyde emitting (< 0.05 ppm according to EN 717-1) and have a Certificate of Conformity for compliance with US EPA TSCA Title VI and CARB Phase 2 formaldehyde emission requirements (< 0.11 ppm ASTM E 1333).

Recommended use

-  The uncoated edge of the panel gives it a great aesthetic personality for use in interior design. Its thickness and high dimensional stability make it particularly suitable for use and application in furniture, shelving, mobile panels, suspended ceilings, stands, displays and ephemeral architecture.



Greenpanel E-Z



Greenpanel Black E-Z

# Compacmel Plus E-Z

Special Boards

A wood solution specially designed to be used in indoor environments with high humidity or applications requiring high resistance.

Features	Benefits
<p>Compac Plus/ Compacmel Plus products are the result of our firm commitment to technolog- ical de- velopment and innovation, diversifying our range to provide solutions for the most demanding projects.</p> <p>Compac Plus is a high density wood fiber board (&gt; 1000 kg/m3) with excellent physical-mechanical properties.</p>	<div><div>EZ</div><div>Low formaldehyde emissions</div></div> <div><p>* Our E-Z products are low formaldehyde emitting (&lt; 0.05 ppm according to EN 717-1) and have a Cer- tificate of Conformity for compliance with US EPA TSCA Title VI and CARB Phase 2 formaldehyde emission requirements (&lt; 0.11 ppm ASTM E 1333).</p></div> <div><div></div><div>Excellent mechanical properties (flexural strength, tensile strength, shock resistance, etc.) and dimensional stability</div></div> <div><div></div><div>High moisture resistance (passes V313 and V100 tests)</div></div> <div><div></div><div>Good relationship between quality and price</div></div> <div><div></div><div>Ease of machining (cutting and drilling) and installation</div></div> <div><div></div><div>Flame-retardant quality available</div></div> <div><div></div><div>Antimicrobial</div></div> <div><p>* Antibacterial property. The surface of our melamines inhibits the growth or proliferation of bacteria, meaning that it prevents their repro- duction and the bacteria age and die. This effect lasts throughout the lifetime of the product. The product has been certified by an external labora- tory, IMSL (Industrial Microbiological Services) in the UK, following the procedure indicated by the ISO 22196 Standard: 2011. (Certificate of Analysis No. 1023308.1E-1). The test showed that 24 hours after contact, the bacterial population was reduced by &gt;99.99%. This test is performed with two types of pathogenic bacteria: Escherichia coli (E. coli) and Staphylococcus au-reus (S. Aureus).</p></div>

**Compacmel Plus E-Z** is available with the entire Duo collection in the Soft III texture.

Recommended use *			
<div><div></div><div><b>Sports facilities:</b> Lockers, dressing rooms and benches, show- er enclosures...</div></div> <div><div></div><div><b>Commercial facilitie:</b> Testers, counters, etc.</div></div> <div><div></div><div><b>Cultural facilities:</b> Cloakrooms, wardrobes, etc.</div></div> <div><div></div><div><b>School and office furniture:</b> Shelving, tables, desks, etc.</div></div> <div><div></div><div><b>Kitchen furniture:</b> Counter tops</div></div> <div><div></div><div><b>Hospital equipment:</b> Tables, beds, closet doors...</div></div> <div><div></div><div><b>Storage:</b> cabinets, shelves...</div></div> <div><div></div><div>Air and ground transportation facilities. Hotel and hospitality equipment. Equipment in shared areas of buildings. Suspended partitions for public restrooms. Panelling. Access doors..</div></div> <tr><td><p><b>* It is necessary to seal the edges</b></p></td></tr> <tr><th>Accessories</th></tr> <tr><td><div><div></div><div><b>Laminate / edge banding</b> To guarantee a correct match with our decorative, we can offer both edge banding and laminate. Consult our website for details of the various options.</div></div><div><div></div><div></div></div></td></tr>	<p><b>* It is necessary to seal the edges</b></p>	Accessories	<div><div></div><div><b>Laminate / edge banding</b> To guarantee a correct match with our decorative, we can offer both edge banding and laminate. Consult our website for details of the various options.</div></div> <div><div></div><div></div></div>
<p><b>* It is necessary to seal the edges</b></p>			
Accessories			
<div><div></div><div><b>Laminate / edge banding</b> To guarantee a correct match with our decorative, we can offer both edge banding and laminate. Consult our website for details of the various options.</div></div> <div><div></div><div></div></div>			

# Finsa Infinite Tricoya® Decor / Lam

Special Boards

Finsa Infinite Tricoya® is a high-performance MDF panel. It offers excellent durability and dimensional stability in the most extreme conditions, in both outdoor and indoor applications.



Certifications Tricoya®	Recommended use
<div><div>Declare</div><div>Red List Free</div></div>	<div><div></div><div>Finsa Infinite Tricoya® Decor is suitable for a large number of indoor humid environment applications and Finsa Infinite Tricoya® Lam for outdoor use. This is due to its biological durability and high dimensional stability. For example, doors and Windows, partitions, frames, façade cladding, panels under the roof: soffits, end work on roofs, other outdoor applications that are secondary in construction, outdoor kitchens, signs, exterior work on shop fronts, garden furniture, fences and pot containers, play areas, sheds, greenhouses and other outdoor constructions, wet indoor areas, wall cladding in swimming pools, changing rooms, bathrooms, soundproofing barriers, lockers, toilet cubicles and other special fittings, cladding for train and underground installations, etc.</div></div>
Certifications Tricoya® Decor	Accessories
<div><div>CERTIFIED</div><div>cradle to cradle</div><div>SILVER</div></div>	<div><div></div><div><b>Laminate / edge banding</b> To guarantee a correct match with our decorative, we can offer both edge banding and laminate. Consult our website for details of the various options.</div></div> <div><div></div><div></div></div>

Benefits
<div><div></div><div><b>Durable</b> More durable, perfect for outdoor use or wet environments (indoor and outdoor).</div></div> <div><div></div><div><b>Freedom of design</b> All the design, machining and assembly flexibility of MDF.</div></div> <div><div></div><div><b>Fungal resistance</b> Effective barrier against fungal decay.</div></div> <div><div></div><div><b>50-year warranty</b> Peace of mind with a Tricoya® warranty of 50 years above ground and 25 years on ground.</div></div> <div><div></div><div><b>Dimensional stability</b> Swelling and shrinkage are drastically reduced.</div></div> <div><div></div><div><b>Ideal for coating</b> Its improved stability and durability increase the service life of the coating.</div></div> <div><div></div><div><b>Low maintenance costs</b> Significant reduction in the frequency of main- tenance of exterior coatings.</div></div> <div><div></div><div><b>Sustainable sources</b> FSC® and PEFC™ certification of sustainably managed forests.</div></div>

## Finsa Infinite Tricoya® Decor

**Tricoya® Decor is suitable for very humid indoor applications**

Soft III, Sandblasted Pore, Textile, Teide, Atlas, Nude, Boreal and Sega textures available.

\* Other Duo designs subject to manufacturing minimums. Consult our commercial network.

231 Negro	188 Petróleo	4AT Gris Vesubio	71A Gris GU	303 Gris Metalizado	60V Gris Suave	79V Verde Oxford
80V Azul Náutico	55C Azul Handy	139 Azul Eo	14C Toffee	6AT Very Berry	2AU Rojo Pompeya	172 Rojo


## Finsa Infinite Tricoya® Lam

**Suitable for outdoor use.**

Soft finish.  
Laminate option without UV protection on the back.  
Protected with adhesive film.

Blanco EXT	Gris EXT	Negro EXT

# Service Programme 2022 — 2024



Finsa